

# **THE LATINX DATA GAP IN THE YOUTH JUSTICE SYSTEM**

---

## **LATINX YOUTH CONTINUE TO BE NONEXISTENT IN JUVENILE JUSTICE DATA**

**The largest ethnic minority  
group that remains invisible.**

**SONJA DIAZ, J.D., M.P.P.**

**ADRIANA BERNAL**

**JULIE AGUILAR**

**MARIA MORALES, M.P.P.**

**MICHAEL APPEGARTH, M.A.**

**RENE CASAS**

**PATRICIA FOXEN, PH.D.**

**MARCIA RICON-GALLARDO, M.S.W.**

**FRANCISCO A. VILLARRUEL, PH.D.**









# **THE LATINX DATA GAP**

## **IN THE YOUTH JUSTICE SYSTEM**

**SONJA DIAZ, J.D., M.P.P., ADRIANA BERNAL, JULIE AGUILAR,  
MARIA MORALES, M.P.P., MICHAEL APPLGARTH, M.A.,  
RENE CASAS, PATRICIA FOXEN, PH.D.,  
MARCIA RINCON-GALLARDO, M.S.W., FRANCISCO A. VILLARRUEL, PH.D.**



# TABLE OF CONTENTS

Acknowledgements	05
Foreword	08
Glossary	12
Executive Summary	15
Introduction: The Latinx Data Gap in Youth Justice Systems	18
Methodology	22
Findings	25
Conclusion	42
Policy Recommendations	43
Appendices	46
Appendix A: Survey of Justice Agencies in the 11 Most Populous Latinx States	46
Appendix B: Public Record Ethnic Data From the 50 States	47
Appendix C: Flow Charts of Each of the 11 Most Populous Latinx States' Juvenile Justice Process	55
Appendix D: List of Reports Reviewed from the 50 States	66
Endnotes	77



## ACKNOWLEDGEMENTS

To the ancestors, the original peoples of this continent, to the four directions and four elements, to all past, present who made possible this very important work, lifting up our sacred children, youth, families, and communities, to ending incarceration of youth - "tlazocamatli, gracias, thank you".

To the innumerable individuals, families who have been impacted by the youth in-justice system, we center your voices - participation, leadership and acknowledge your sacred spirits. To the elders and those who have come before us, we say 'tlazocamatli' gracias, thank you, we join you in the long march toward justice. To those that have and continue to work towards youth justice transformation, we join you in action and solidarity. Let us rise up for freedom and justice that our generations to come will not suffer in cages. On behalf of the Alianza for Youth Justice, we express our gratitude, and full acknowledgement to the following individuals and organizations who have made this report possible. Without the help and collaboration of the individuals and organizations below, this report would not have been complete. Un fuerte abrazo to you and ¡adelante!



# ACKNOWLEDGEMENTS

Adam Anda, Motivating Individual Leadership for Public Advancement (MILPA)  
Adriana Bernal, UCLA Latino Policy and Politics Initiative  
Angela Irvine Ph.D., Ceres Policy Research  
Annie E. Casey Foundation (AECF)  
Bernie Gomez, Motivating Individual Leadership for Public Advancement (MILPA)  
Beria Camargo-Gaxiola, S.T.R.O.N.G. Youth  
Brayan Pelayo, Motivating Individual Leadership for Public Advancement (MILPA)  
Chris Zepeda-Millán, Ph.D., UCLA Latino Policy & Politics Initiative  
David Brown, AECF, Juvenile Justice Strategy Group  
Denzel Burke, Free Write Arts & Literacy  
Desiree Victor, Young Women's Freedom Center  
Francisco A. Villarruel Ph.D., Michigan State University  
Galit Lipa, Public Welfare Foundation  
Hernan Carvente Martinez, Youth First Initiative  
Irma Castañeda, M.P.P., UCLA Latino Policy & Politics Initiative  
Israel Villa, California Alliance for Youth and Criminal Justice  
Jelani Hendrix, Social Justice Learning Institute  
Jerry Tello, National Compadres Network  
Jessica Sandoval, M.P.A., Unlock the Box Campaign  
Jorge Renaud, LatinoJustice PRLDEF  
Juan Gomez, Motivating Individual Leadership for Public Advancement (MILPA)  
Julie Aguilar, UCLA Latino Policy and Politics Initiative  
Katayoon Majd, Borealis Philanthropy  
Luis Cardona, Montgomery County Department of Health and Human Services  
Marcel Roman, UCLA Latino Policy & Politics Initiative  
Marcia Rincon-Gallardo M.S.W., Alianza for Youth Justice  
Maria Morales, M.P.P., UCLA Latino Policy and Politics Initiative  
Mathilda de Dios, Free Write Arts & Literacy  
Matt A. Barreto, Ph.D., UCLA Latino Policy & Politics Initiative  
Michael Applegarth, M.A.  
Michelle Vergara, Office of Congressman Tony Cardenas (CA-29)  
New Life Centers of Chicagoland  
Patricia Foxen Ph.D., UnidosUS  
Public Welfare Foundation  
Rahsmia Zatar LMSW., S.T.R.O.N.G. Youth  
Rene Casas, CSU Monterey Bay Service-Learning Institute  
Roque Hernandez, Roque.Video  
Sandra Sosa, The W. Haywood Burns Institute  
Service-Learning Institute at California State University Monterey Bay  
Social Work Graduate Department at California State University Monterey Bay  
Sonja Diaz, J.D., M.P.P., UCLA Latino Policy and Politics Initiative  
Tyler Vernon, Social Justice Learning Institute



# OUR CHILDREN



LIBERTAD  
LIBERTAD  
**LIBERTAD**



# FOREWORD

## **“De la espina y el dolor crece la flor” Old Mexican Dicho**

I grew up in a small *campo/barrio* where for many of our families carving out a future meant working as essential workers in high risk low paying jobs that exploited them. This meant working in backbreaking fieldwork, service sectors, food and hospitality, laboring inside of warehouses, or odd jobs that would hire.

Our parents often endured being ridiculed for how they appeared and spoke. Divided by income and class, they tended to live in *barrios*, projects, segregated neighborhoods, and rural *campos*. Due to the disproportionate presence of police violence, La Migra (Immigration Customs Enforcement or ICE), community violence, and white supremacy, they agonized within our homes experiencing “*conpendiente*” (the spirit of being worried) when we would do something as simple as leave the house to play with friends. Over time our families have developed “*susto*” (social emotional soul sickness or fright).

We respect and love our parents for trying their best to navigate an assimilated lifestyle while working to provide us, the children, a healthier future. But they, like so many others across the PoC spectrum, fell victim to the systematic oppression and structural racism that plagues our people.

It has been a long time since I felt alive and with purpose. I spent many years of my life entrenched in a vicious cycle of oppression, incarceration and state supervision. Rendered faceless and nameless, we are nothing more but a number within a system to sustain an identity. There seemed to be no end in sight. I felt the rage of being powerless over my own life, unable to escape systemic racism. Every time I was thrown behind those bars my rage ignited. I ask this, how many of the youth can relate?

Let me tell you...

The roots of Latinx youth are deep, rich in red, dark adobe colored earth tones. Some of us are black or on the lighter shade of brown. We stretch across Turtle Island from North to South America and have relatives all across the Caribbean. Many of us speak “His-Spanish,” a term coined the language of kings from Spain, as Latinx share common European invaders, who brought genocide, colonization, and cultural erasure. We were enslaved and racialized as “other,” branded as infidels with terms such as no good *indios*, greasers, spicks, and lazy wet backs while being thrust into a caste system. To date Latinx are made invisible, othered and told to wait, as they say, “it’s not as bad for y’all.”

Now after all these years of invisibility, I am channeling this rage towards the fight to dismantle white supremacy and uplift the health and wellbeing of most impacted Latinx community. I can proudly yell to the four winds that Latinx ARE SACRED! WE do exist! I am but a link broken from the chains of oppression. It was in that moment when I was introduced to my cultural identity that I knew I would be ok. I credit this revelation to a culturally mission driven community-based organization that provided a channel to the old stories, teachings, traditions of healing, and elders. They also provided an opportunity to empower myself and utilize my checkered past to advocate for Latinx youth who continue to suffer what we have endured.



So I thank the ancestors for preserving the teachings and customs of old prior to the invasion of our land and interruption from our culture. I thank the elders for resisting and never losing hope that one day a new generation would emerge from the ashes of oppression to reclaim our PALABRA (our voice).

The reconciliation between self and true cultural identity has been a vital component to my dissent from cultural ignorance and colonial acceptance. It has given me the will to leave old attitudes to the past, adopt new and more meaningful ideals. My spirit urges me to heal, learn, love, educate myself and be involved in the fight for Latinx youth liberation. I will carry my trespasses responsibly as a credible messenger and strive to provide our youth, "the next 7 generations," an example of perseverance in the face of adversity! Que Si Se Puede!

While the experiences I speak of represent my life's journey and one that is experienced by Latinx youth, I wonder how the lives of Salvadorian, Nicaraguan, Guatemalan...youth are being ignored because they do not identify and feel excluded when assumed to be the same as all Latinx youth?

It is crucial and necessary to understand that our Latinx youth are trapped in a web of exploitation in the Juvenile Injustice System. We are displaced in a cataloging system where we are non-existent and yet make up a high percentage of the population.

This report sheds light on that reality. It addresses a long-standing plight. One through which our elders have shed tears, blood, and sweat with countless hours of research, advocacy, grass roots organizing, and yet, to this date, continues to be disregarded by white supremacy. This report is a beacon of hope for our Latinx youth in the system. It exposes deep roots of racism and a flawed unreliable approach by the system in providing proper data of youth incarceration. How can we secure a legitimate census of Latinx youth in the Youth Injustice System if there is no uniformity across the nation in cataloging race and ethnicity?

As Cesar Chavez said,

*"Once social change begins, it cannot be reversed. You cannot un-educate the person who has learned to read. You cannot humiliate the person who feels pride. You cannot oppress the people who are not afraid anymore."*

Our work continues...

**Bernie Gomez**

**Motivating Individual Leadership for Public Advancement (MILPA)**

**Alianza for Youth Justice**



## Statement from Candice C. Jones, President & CEO, Public Welfare Foundation

"On the heels of an unprecedented spring, we – as a country – now find ourselves at a precipice, experiencing a cultural awakening. The world has changed dramatically and the opportunity to envision and demand true justice has never been more within reach. This report comes at this pivotal moment in history, when our indifference to the suffering of Latinx youth in the juvenile justice system is no longer acceptable. Alianza demands we acknowledge the breadth and depth of the juvenile justice system's reach into Latinx communities by recording accurate data on the number of youth in custody. That system accountability will improve our ability to demand and drive resources to community-led transformative justice solutions that serve youth without destroying the fabric of their communities."

## Statement from Nate Balis, Director, Juvenile Justice Strategy Group, The Annie E. Casey Foundation

"Among the many ways in which our juvenile justice systems fail to meet the needs of Latinx youth is a set of contradictory problems: Latinx youth are overrepresented in the system and yet undercounted. In "The Latinx Data Gap in the Youth Justice System," the Alianza for Youth Justice gets to the heart of this contradiction and urges public officials to more accurately measure the involvement of Latinx youth in the juvenile justice system. The Annie E. Casey Foundation has been a consistent advocate for gathering disaggregated data to reveal the profound racial and ethnic disparities in youth justice systems, uncover their root causes and develop targeted solutions for groups that are disproportionately represented. The lack of a consistent methodology for counting Latinx youth within states and across the nation undermines efforts to assess the extent to which these youth, their families and communities are affected by the juvenile justice system. This report highlights the extent of the problem and provides guidance on how to address the complex data collection issues involved and hold systems accountable for meeting the needs of the fast-growing population of young people in our nation."

## Alianza for Youth Justice

The Alianza for Youth Justice is a national, intergenerational network that centers system-impacted youth leadership and voice while using research, storytelling, and advocacy to uplift Indigenous/Latinx youth visibility. The Alianza seeks to replace youth injustice systems with long-term solutions rooted in cultura, comunidad, and healing. We aim to increase the visibility of Latinx youth impacted by the youth injustice system by advocating for better data collection within that system, and to ensure that incarcerated Latinx youth receive the customized support and resources they need to permanently exit the system and thrive. We advocate for changes to policy and practice to end the use of youth incarceration.

## UCLA Latino Policy and Politics Initiative

The UCLA Latino Policy & Politics Initiative addresses the most critical domestic policy challenges facing Latinos and other communities of color through research, advocacy, mobilization, and leadership development to expand genuine opportunity for all Americans.







## GLOSSARY

### Youth Justice-Oriented Language

#### 1. Ethnicity

This document presents Latinx as an ethnicity, since Latinx, Latino/a, and Hispanic describe an ethnic group that comprises several races. Ethnicity refers to a particular social group with shared cultural practices, language, norms, values, and heritage.<sup>1</sup> Individuals with a shared ethnicity may not have the same physical characteristics or nationality.<sup>2</sup>

The understanding of racial and ethnic identity is essential in advocating for youth justice. While it is important to acknowledge differences among nationality and race within the Latinx pan-ethnicity,<sup>3</sup> an analysis of ethnic identity can contextualize power dynamics within youth justice systems.

#### 2. Latinx, Latino/a, Hispanic

This report uses Latinx to describe individuals, of all gender identities, from Indigenous, Afro, Spanish ancestry from Cuba, Mexico, Puerto Rico, Dominican Republic, South or Central America regardless of race. Whereas the terms Latino and Latina refer to male and female individuals, Latinx honors those with nonbinary gender identities.

Other terms used to describe the Latinx population include Hispanic, Latino, and Latina. The term Hispanic represents individuals from majority Spanish-speaking countries, such as Spain, Mexico, and the Dominican Republic.<sup>4</sup> However, Latino and Latina include individuals from non-majority Spanish-speaking countries in Mexico, Central and South America, like Brazil.<sup>5</sup>

#### 3. Youth Justice

Throughout this report, we utilize “youth justice” instead of “juvenile justice” to refer to the youth justice system. We also use the term “criminal legal system”, not “criminal justice system,” when referring to the adult incarceration system where youth may be transferred, tried, or incarcerated as adults.

#### 4. State Level Youth Justice Agencies

Among the fifty states and Washington D.C. within the U.S., there exists statewide youth justice agencies that serve as advisory to the Governor, determine statewide policy and practice to improve the circumstances of vulnerable and in need children, and youth and families involved with the courts. These statewide agencies are charged with identifying, building, and sharing best practices, innovations, recommendations and peer support for the prevention of delinquency, alternatives to secure detention, improvement of the youth justice system, gender and gender expansive-specific services, youth development, healing centered and culturally relevant community based services, and the development of a continuum of graduated sanctions/incentives for youth in local communities (counties) and may deliver various aspects of services within the continuum. In some states, these statewide agencies govern how county-based youth justice institutions are to collect race/ethnicity, demographic and youth justice data that is aggregated and reported to the state as determined by state and federal statute.

#### 5. County, Judiciary District and/or state level Youth Justice Institutions

The youth justice systems at a local county level, within Judiciary districts and/or within states are designed with the following institutions: juvenile court, juvenile probation and detention, law enforcement, public defenders and district attorney's offices.



## Contact Points for Youth Justice System

### 6. Contact Points

Federal law requires data be collected at multiple points of youth contact within the juvenile justice system, including arrest, referral to court, diversion, secure detention, petition (i.e., charges filed), delinquent findings (i.e., guilt), probation, confinement in secure correctional facilities, and/or transfer to criminal/adult jurisdiction (OJJDP). Decision point is at times used synonymously with contact point given major decisions are made at each point as to whether release or bring a youth deeper into the system. Depending on which model is used to describe the youth justice system, there are seven to nine contact/decision points, these are: arrest, referral to court, diversion, secure detention, petition, delinquent findings, disposition, probation, and residential placement – confinement in secure correctional facility, judicial waiver to adult legal court.

### 7. Arrest

In this report, arrest is understood to be the act of taking an individual into custody for committing an offense as defined by a state legal statute.<sup>6</sup>

### 8. Detention

We adopt the definition of detention from The Prison Policy Initiative, which is the holding of a youth in a juvenile facility before their adjudicatory or disposition hearing (i.e., prior to the determination of guilt and sentencing), or prior to decisions on their placement.<sup>7</sup> After adjudication, youth can be committed to a residential placement, group home, or a state-run facility.<sup>8</sup> Although a youth can be detained at several points during their case<sup>9</sup> (please see **Appendix C**), this report refers to any extended stay in a state facility that was included in the detention category.

### 9. Probation

In this report, we utilized the National Juvenile Defender Center's definition of probation, which is defined as a youth who is released back into the community with specified conditions under the supervision of a probation officer for a determined amount of time.<sup>10</sup>



# YOUTH JUSTICE

CALL TO ACTION



LONG-TERM SOLUTIONS ROOTED IN CULTURA, COMUNIDAD, AND HEALING.



### EXECUTIVE SUMMARY

More than 48,000 youth are detained in youth or criminal justice facilities daily.<sup>11</sup> While youth incarceration rates have decreased by 41% since 1995 nationally, alarming racial disparities persist at county, state and federal levels.<sup>12</sup> Youth of color remain overrepresented in the youth justice system.<sup>13</sup> Latinx youth, in particular, are 65% more likely than white youth to be held in youth facilities or detained in the youth justice system.<sup>14</sup>

Such racial and ethnic disparities are particularly alarming given the growing youthfulness of the Latinx population. The general U.S. population is 18% Latinx, making them the nation's largest ethnic group. Further, the Latinx youth population has increased by 158% between 1990 and 2018.<sup>15</sup> Today, Latinx youth represent 25%, or about 8.3 million, of the total U.S. youth population between ages 10-17.<sup>16</sup>

Although researchers have projected general population rates for Latinx youth, there is difficulty calculating an accurate population estimate of Latinx youth across the youth (juvenile) and adult (criminal) justice system. The lack of accurate racial/ethnic data collection practices across the youth justice spectrum limits our understanding of system-impacted youth, especially as it relates to the country's largest non-white youth population. Youth justice scholars, advocates, and activists reiterate the lack of comprehensive Latinx data as it relates to justice systems, which complicate the efficacy, intent, and impact of justice-related transformation efforts at all levels (local, state, and national).<sup>17</sup>

Aside from the above mentioned technical shortcomings, there are serious implications for the lack of ethnic data within the youth justice system. Agencies that do not honor the ethnic identity of system-impacted youth may delegitimize youth experiences and make them feel invisible. This report includes the experiences of system-impacted Latinx youth, who describe the importance of validating one's racial and ethnic identity, to illustrate such real-world implications. One system impacted Latinx youth shared the consequences of undermining one's ethnicity:

**"I think... being intentional and considerate with what one identifies as is very important... in the juvenile system there's many children and they may not even know themselves, but if you automatically categorize them and generalize them then that may also discourage them or it might make them feel lost and confused... I think it would be much better to be inclusive with everybody."<sup>18</sup> - Elijah, 21 from Salinas, California**











# INTRODUCTION: THE LATINX DATA GAP IN YOUTH JUSTICE SYSTEMS

The lack of uniform data collection practices in youth justice agencies within the United States complicates evidence-based policy reforms for downsizing and transformation. This is especially true for the Latinx community, which is the second largest ethnic demographic group in the U.S. and are becoming the majority of school-age children in the K-12 public school system. Although the federal government reauthorized, with several important reforms, the Juvenile Justice Delinquency Prevention Act (JJDP) in 2018 to mandate uniform federal data collection methods for racial and ethnic data, many state-level youth justice agencies, which govern what county, judicial district, and state agencies collect to report to states, still fail to collect ethnic information.<sup>19</sup> Since Latinx is categorized as an ethnicity, the lack of ethnic data collection by states jeopardizes the accuracy of population-level data with respect to youth justice. From this perspective, states that exclusively collect racial data inadvertently neglect the Latinx population, since those individuals will likely be categorized as either white or Black.<sup>20</sup> The Latinx Youth data gap obscures the actual number of system-impacted Latinx youth, which is especially alarming given the youthful composition of this population group, whereby young Latinos are likely to forcibly interact with structurally racist justice systems for decades to come.

Scholars and advocates have noted how varied data collection methods complicate race and ethnicity tracking across different stages in the youth justice system. In a 2003 report from Building Blocks for Youth, researchers illustrate the experiences of Latinx youth in youth justice systems within the 11 most populated Latino states.<sup>21</sup> In their analysis, they describe an inaccurate data count of Latinx youth within the youth justice system, where Latinx youth are solely labeled as “white.”<sup>22</sup> There has been limited analysis of ethnic data collection methods within the youth justice or transfer of youth into the criminal legal system since the 2003 report. Many states and their local county agencies continue to classify Latinx youth as white without noting their ethnicity.<sup>23</sup> Despite research indicating the increased ethnic and racial disparities within the youth justice system, most researchers acknowledge the unreliable data and shortcomings in their research<sup>24</sup>—making them unable to develop substantive analyses of the Latinx population.

A lack of accurate and uniform ethnic and racial data not only contributes to the invisibility of Latinx youth in conflict with justice systems, but also erases inner diversity within the Latinx population.<sup>25</sup> Despite scholarly efforts to disaggregate Latinx populations, the U.S. Youth Justice System continues to use pan ethnic labels that contribute to this invisibility. For example, since Puerto Rican youth are U.S. Citizens, there is data on their involvement in justice systems alongside Latinx, Black/African American, or White youth. Moreover, there are research findings that underscore disparities across Latinx immigrants in educational attainment,<sup>26</sup> depression rates,<sup>27</sup> participation in violence,<sup>28</sup> and contacts with Child Protective Services.<sup>29</sup> Researchers have also found differences among Latinx immigrant populations, crime involvement,<sup>30</sup> and neighborhood.<sup>31</sup> The current use of panethnic labels (e.g., Latinx; Hispanic) does not allow for an assessment of whether there are differences in criminogenic adolescent behaviors between Mexican, Colombian, Cuban, Guatemalan, Panamanian, Venezuelan, etc., youth that would lend to a culturally responsive approach to address underlying issues that could contribute to healthy outcomes and decreased involvement in youth justice systems. Without increased focus on inter- and intra-ethnic Latinx populations, positive outcomes may continue to be underwhelming because of the lack of culturally-appropriate evidence-based approaches that can be utilized to address challenges that Latinx youth face in their lived experiences.


























**U.S. Latinx youth are overrepresented  
in the justice system.**



# FINDINGS

## Fifty States Analysis

The findings, just like previous research, reveal inconsistent racial and ethnic data collection for several points of contact within state-level youth justice agencies in all 50 states.<sup>28,43</sup> The research identified 106 state-level agencies that provide a publicly available report. From these agencies, we collected and examined 121 reports on arrest, probation, and detention; 85 of these reports reported racial and or ethnic information. See **Appendix B** for a full list of agencies identified and **Appendix D** for a full list of reports reviewed.

### Finding 1: There is a Lack of Uniform and Consistent Racial/Ethnic Data Categories in State-Level Youth Justice Agency Reporting

**A. Most state agencies collect Black and White racial data but some fail to record other racial categories.**

Most state agencies recorded Black and White racial data compared to other racial and ethnic categories. From the 85 identified reports, 99% reported Black or African American as a racial category, 96% of state agencies reported White as a racial category, 72% of states reported an Asian category, 56% reported an American Indian or Alaska Native category, 32% reported Native Hawaiian or other Pacific Islander data, 18% reported multiracial data, 46% reported other, and 21% reported unknown.<sup>10</sup>

Table 1: Share of State-level Agency Reports with Racial Data

RACIAL CATEGORY	PERCENTAGE OF REPORTS WITH RACIAL CATEGORY
BLACK	99%
WHITE	96%
ASIAN	72%
AMERICAN INDIAN OR ALASKAN NATIVE	56%
NATIVE HAWAIIAN OR OTHER PACIFIC ISLANDER	32%
MULTIRACIAL	18%
OTHER	46%
UNKNOWN	21%



## The Latinx Data Gap in the Youth Justice System

We found that some racial categories were excluded from state agency reports or incorporated into general categories. For example, agencies combined “Asian” and “Pacific Islander or Native Hawaiian” into one category or designated such ethnicities as “Other.”

### **B. Although many state agencies collect ethnic data, inconsistent ethnicity reporting practices create an incomplete picture of Latinx ethnic data.**

Within 85 reports that reported racial information, 65 (76%) also reported Latinx ethnic data for system-impacted youth. Twenty-two (26%) of the 85 reports that reported racial information conflated race and ethnicity data by listing ethnicity as a racial category instead of its own identifying category.<sup>9</sup>

In all, we find incomplete information on the racial and ethnic data for system-impacted youth in the state justice system. We find inconsistent ethnic reporting practices, where ethnic information is combined with a more general or obscure category. These methods are reflected in the testimonios from system-impacted youth, where several described youth justice officers who failed to ask questions about their race or ethnicity, assumed their Latinx identity, or mislabeled them:

**“Yeah they just filled out all the stuff for me without asking me any of the questions.”<sup>44</sup> – Antonio from Los Angeles, California**

**“They didn’t ask me very much at all. They just asked for my name, my date of birth, and that was it. They told me they would continue at a later time which never happened.”<sup>45</sup> – Raymond from Salinas, California**

**“I don’t remember telling them my sexuality, my race, my gender anything. I don’t remember telling them anything and they already had it all filled out for me.”<sup>46</sup>  
– Alexis from San Jose, California**

### **Finding 2: There were Challenges in Locating State Agency Reports**

In addition to the 121 reports located, we were unable to locate a report for 27 agencies overseeing a contact point. On several occasions, multiple reports for one contact point were found in a single state; however, it was also common that no report could be located for a specific contact point. In addition, it was common for state agencies to have reports for the contact point that did not provide any racial/ethnic demographic information. If a state had any number of agencies, whether it was one or more, then we determined that this state does in fact report racial/ethnic data.

Forty-two percent of states did not report racial or ethnic data for arrests, 30% of states did not report racial and ethnic data for detention, and 52% of states did not have probation data or a report that provided both racial and ethnic data. We find that probation was the most frequent contact point that did not have a report or did not provide racial/ethnic information. This was followed by 42% of states not providing racial and ethnic data for arrest, and 30% of states missing this information for detention. It is hypothesized that one of the reasons for the difficulty in locating reports on probation and arrests is that this information is compiled commonly at the county level and may not be compiled into a state level report that is publicly available.



## 11 States Analysis

The 11-state analysis further highlights the inconsistent racial and ethnic data collection practices from the 50-state analysis. The following states, which according to the U.S. Census are the most populous Latinx states, were included in this deeper review: Arizona, California, Colorado, Florida, Georgia, Illinois, Nevada, New York, New Jersey, New Mexico, and Texas.

### Finding 3: States with a Single Reporting Agency Showed Consistent Racial Categories for Each Contact Point

The findings expose discrepancies in state-level reporting methods among the 11 states. States with one agency report had greater uniformity among reported racial categories for each contact point compared to states with multiple agencies producing a single report for each contact point. For details on the included racial and ethnic categories per state agency, please view the 11-state summary table below.

When multiple agencies produced reports for different contact points, we found more variance in the racial categories reported. In particular, New Mexico, Nevada, and New York had one agency that provided a single report for all contact points, whereas Florida had one agency publish a report for each contact point.

### Finding 4: Several State-level Agencies Failed to Differentiate Between Ethnicity and Race

In addition, we identified inconsistent data collection methods among various state agencies—including agencies from Arizona, Florida, Nevada, and New Jersey. For instance, the following agencies conflated race and ethnicity: Arizona's Supreme Court, Florida's Department of Juvenile Justice, Nevada's Division of Child and Family Services: Juvenile Justice System, and New Jersey's Department of Law and Public Safety Office. In other words, these agencies categorized ethnicity as race and did not acknowledge ethnicity as its own defining category. Lastly, we acknowledge the lack of racial and ethnic data that the state agencies in Georgia provide.

Please note that the following usage of "Hispanic" and "Latino" remains consistent with state-level agency language.



# 11 STATES ANALYSIS



**ARIZONA**



**GEORGIA**



**NEW JERSEY**



**CALIFORNIA**



**ILLINOIS**



**NEW MEXICO**



**COLORADO**



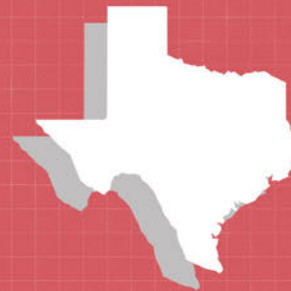
**NEW YORK**



**NEVADA**



**FLORIDA**



**TEXAS**



## ARIZONA

RACIAL AND ETHNIC CATEGORIES REPORTED IN PUBLICLY AVAILABLE REPORTS FOR SYSTEM-IMPACTED YOUTH									
AGENCY	POINT OF CONTACT	WHITE	BLACK OR AFRICAN AMERICAN	AMERICAN INDIAN OR ALASKA NATIVE	ASIAN	NATIVE HAWAIIAN OR OTHER PACIFIC ISLANDER	OTHER RACIAL CATEGORY	MULTIRACIAL	HISPANIC OR LATINO ETHNICITY
ARIZONA DEPARTMENT OF PUBLIC SAFETY	Arrest	✓	✓	✓	✓	✓			✓
* ARIZONA DEPARTMENT OF JUVENILE CORRECTIONS	Detention	✓	✓	✓	✓		✓	✓	✓
* ARIZONA SUPREME COURT-ADMINISTRATIVE OFFICE OF THE COURTS	Probation	✓	✓	✓	✓	✓*	✓		✓

Notes: The Arizona Department of Juvenile Justice includes in their report the number of Mexican Nationals. \*The Courts combine Native Hawaiian or Other Pacific Islander with Asian. The Courts also include an 'unknown category' in their report.

Arizona has an estimated 2,163,312 Latinx residents, representing 31.1% of the state's population and it is estimated that 23.5% of the state's population is under the age of 18.<sup>47</sup> We identified the following agencies that serve or report on youth for the three contact points: **Arizona's Department of Public Safety, Arizona's Department of Juvenile Corrections, and Arizona's Supreme Court-Administrative Office of the Courts.** Each of the agencies provided racial information for juveniles and provided information on Hispanic ethnicity.

Each report contained a majority of the same racial and ethnic categories with minor discrepancies. Across the contact points examined, racial and ethnic categories reported were largely consistent. Please see the Arizona summary table above for more detailed information. While each agency reported the number of individuals who identified as "Hispanic", only the **Department of Public Safety** included a total count for all Non-Hispanics. The **Administrative Office of the Courts** report conflated race and ethnicity (i.e., did not distinguish race and ethnicity as two separate descriptors). None of the agencies disaggregated race from ethnicity (e.g., White-non-Hispanic/White Hispanic).



CALIFORNIA

RACIAL AND ETHNIC CATEGORIES REPORTED IN PUBLICLY AVAILABLE REPORTS FOR SYSTEM-IMPACTED YOUTH									
AGENCY	POINT OF CONTACT	WHITE	BLACK OR AFRICAN AMERICAN	AMERICAN INDIAN OR ALASKA NATIVE	ASIAN	NATIVE HAWAIIAN OR OTHER PACIFIC ISLANDER	OTHER RACIAL CATEGORY	MULTIRACIAL	HISPANIC OR LATINO ETHNICITY
OFFICE OF THE ATTORNEY GENERAL, CALIFORNIA DEPARTMENT OF JUSTICE	Arrest, Detention, & Probation	✓	✓				✓		✓
CALIFORNIA DEPARTMENT OF CORRECTION AND REHABILITATION – DIVISION OF JUVENILE JUSTICE	Detention	✓	✓		✓		✓		✓

California has an estimated 15,221,577 Latinx residents, representing 38.9% of the state’s population and it is estimated that 23.2% of the state’s population is under 18.<sup>48</sup> We identified the **Office of the Attorney General, California Department of Justice** and the **California Department of Correction and Rehabilitation-Division of Juvenile Justice** as agencies that serve or report on youth for the three contact points.

Both the Department of Justice and the Division of Juvenile Justice acknowledge a difference between race and ethnicity and do not conflate race and ethnicity. None of the agencies disaggregates race and ethnicity (e.g., White-non-Hispanic/White Hispanic).





## COLORADO

RACIAL AND ETHNIC CATEGORIES REPORTED IN PUBLICLY AVAILABLE REPORTS FOR SYSTEM-IMPACTED YOUTH									
AGENCY	POINT OF CONTACT	WHITE	BLACK OR AFRICAN AMERICAN	AMERICAN INDIAN OR ALASKA NATIVE	ASIAN	NATIVE HAWAIIAN OR OTHER PACIFIC ISLANDER	OTHER RACIAL CATEGORY	MULTIRACIAL	HISPANIC OR LATINO ETHNICITY
COLORADO DEPARTMENT OF PUBLIC SAFETY	Arrest	✓	✓				✓		✓
COLORADO COMMISSION ON CRIMINAL AND JUVENILE JUSTICE	Detention	✓	✓	✓	✓	✓ *			✓
SUPREME COURT OF COLORADO	Probation	✓	✓	✓	✓		✓		✓

\*Notes: The Colorado Commission on Criminal and Juvenile Justice combines Native Hawaiian or Other Pacific Islander with Asian.

Colorado has an estimated 1,184,794 Latinx residents, representing 21.4% of the state's population and it is estimated that 22.8% of the state's population is under 18.<sup>49</sup> The agencies identified to serve or report on youth for the three contact points examined were the **Colorado Department of Public Safety**, **Colorado Commission on Criminal and Juvenile Justice**, and the **Supreme Court of Colorado**.

The **Department of Public Safety** reported the least number of racial categories (e.g., White, Black, and other). The **Supreme Court of Colorado** conflates race and ethnicity by failing to acknowledge race and ethnicity as two separate descriptive categories. None of the agencies disaggregate race from ethnicity (e.g., White-non-Hispanic/ White Hispanic).






FLORIDA

RACIAL AND ETHNIC CATEGORIES REPORTED IN PUBLICLY AVAILABLE REPORTS FOR SYSTEM-IMPACTED YOUTH									
AGENCY	POINT OF CONTACT	WHITE	BLACK OR AFRICAN AMERICAN	AMERICAN INDIAN OR ALASKA NATIVE	ASIAN	NATIVE HAWAIIAN OR OTHER PACIFIC ISLANDER	OTHER RACIAL CATEGORY	MULTIRACIAL	HISPANIC OR LATINO ETHNICITY
*FLORIDA DEPARTMENT OF JUVENILE JUSTICE	Arrest, Detention, & Probation	✓	✓				✓		✓

\*Notes: Florida’s Department of Juvenile Justice released separate reports for each point of contact, these reports were largely uniform in how they reported race and ethnicity, with minor exceptions.

Florida has an estimated 5,184,720 Latinx residents, representing 25.2% of the state’s population and it is estimated that 20.1% of the state’s population is under 18.<sup>50</sup> We identified the **Florida Department of Juvenile Justice** as the agency that reports on youth for all three contact points. Individual reports or information posted to online portals were released for the contact points of arrest, detention, and probation.

We found uniformity across all ‘points of contact’, except for the probation report, which conflated race and ethnicity by not distinguishing race and ethnicity as two separate identifying categories. Such uniformity is likely due to one agency reporting on all ‘points of contact’. The agencies did not disaggregate race and ethnicity (e.g., White-non-Hispanic/White Hispanic).





## GEORGIA

RACIAL AND ETHNIC CATEGORIES REPORTED IN PUBLICLY AVAILABLE REPORTS FOR SYSTEM-IMPACTED YOUTH									
AGENCY	POINT OF CONTACT	WHITE	BLACK OR AFRICAN AMERICAN	AMERICAN INDIAN OR ALASKA NATIVE	ASIAN	NATIVE HAWAIIAN OR OTHER PACIFIC ISLANDER	OTHER RACIAL CATEGORY	MULTIRACIAL	HISPANIC OR LATINO ETHNICITY
GEORGIA CRIMINAL JUSTICE COORDINATING COUNCIL	Arrest, Detention								
*GEORGIA BUREAU OF INVESTIGATION	Arrest	✓					✓*		
GEORGIA DEPARTMENT OF JUVENILE JUSTICE	Detention & Probation								

\*Notes: The Georgia Bureau of Investigation breaks down race into two categories, White or non-White. Other racial category was marked above to represent the Bureau's category of non-White.

Georgia has an estimated 968,463 Latinx residents, representing 9.4% of the state's population and it is estimated that 24.3% of the state's population is under 18.<sup>31</sup> We identified **Georgia's Criminal Justice Coordinating Council**, **Georgia's Bureau of Investigation**, and **Georgia's Department of Juvenile Justice** as agencies that serve or report on youth for the three contact points. These agencies provide very little information about race and ethnicity for system-impacted youth.

The **Georgia Criminal Justice Coordinating Council** online portal/report does not distinguish race and ethnicity for those involved in the criminal justice system from the total population of juveniles in the state, thus only providing racial and ethnic information for the state juvenile population. The **Georgia Bureau of Investigation** reports arrests for index crimes, the age of the offenders, but only differentiates race by White and non-White, providing limited information on the prevalence of arrests for specific racial groups. Additionally, ethnicity for system-impacted youth is not reported separately from adults. Therefore, we are unable to determine an accurate representation of Latinx system-impacted youth since both youth and adult data are reported in the same category. The report for **Georgia's Department of Juvenile Justice** contains the total number of youth detained but does not report racial or ethnic categories for these individuals.

In all, very little information is provided on the racial and ethnic identities of youth involved in the Georgia justice system. When looking at information for arrest-index crimes pertaining to justice-involved youth, only racial information is provided for White or non-White youth, without any information on the racial or ethnic specifications.




ILLINOIS

RACIAL AND ETHNIC CATEGORIES REPORTED IN PUBLICLY AVAILABLE REPORTS FOR SYSTEM-IMPACTED YOUTH									
AGENCY	POINT OF CONTACT	WHITE	BLACK OR AFRICAN AMERICAN	AMERICAN INDIAN OR ALASKA NATIVE	ASIAN	NATIVE HAWAIIAN OR OTHER PACIFIC ISLANDER	OTHER RACIAL CATEGORY	MULTIRACIAL	HISPANIC OR LATINO ETHNICITY
ILLINOIS JUVENILE JUSTICE COMMISSION (2015 REPORT)	Arrest, & Detention	✓	✓				✓		
* ILLINOIS JUVENILE JUSTICE COMMISSION (2016 REPORT)	Detention	✓	✓	✓	✓	✓	✓	✓	✓
ILLINOIS DEPARTMENT OF JUVENILE JUSTICE	Detention	✓	✓	✓	✓			✓	✓
ADMINISTRATIVE OFFICE OF THE ILLINOIS COURTS	Probation								

\*Notes: The Illinois Juvenile Justice Commission (2016) report also includes a count for non-Hispanics.

Illinois has an estimated 2,174,842 Latinx residents, representing 17% of the state’s population and it is estimated that 22.8% of the state’s population is under the age of 18.<sup>52</sup> We identified the **Illinois Juvenile Justice Commission**, **Illinois Department of Juvenile Justice**, and the **Administrative Office of the Illinois Courts** as agencies that serve or report on youth for the three contact points. The Administrative Office of the Illinois Courts did not provide any racial or ethnic information.

We identified two reports for the **Juvenile Justice Commission**. One 2015 report published information on contact points of arrest and detention, while the 2016 report only contained information for those in detention. The **Juvenile Justice Commission** 2016 report provided a more detailed breakdown of race compared to the 2015 report, reporting ethnicity data where the 2015 report did not; however, arrests were not included in the report. It is also important to note that this 2016 report is the only report that disaggregated race and ethnicity (e.g., White-non-Hispanic/White Hispanic). All reports containing racial and ethnic information did not conflate race and ethnicity.






NEVADA

RACIAL AND ETHNIC CATEGORIES REPORTED IN PUBLICLY AVAILABLE REPORTS FOR SYSTEM-IMPACTED YOUTH									
AGENCY	POINT OF CONTACT	WHITE	BLACK OR AFRICAN AMERICAN	AMERICAN INDIAN OR ALASKA NATIVE	ASIAN	NATIVE HAWAIIAN OR OTHER PACIFIC ISLANDER	OTHER RACIAL CATEGORY	MULTIRACIAL	HISPANIC OR LATINO ETHNICITY
NEVADA DEPARTMENT OF HEALTH & HUMAN SERVICES DIVISION OF CHILD & FAMILY SERVICES: JUVENILE JUSTICE SYSTEM	Arrest, Detention, & Probation	✓	✓	✓	✓		✓		✓

Nevada has an estimated 831,597 Latinx residents, representing 28.5% of the state’s population and it is estimated that 23.1% of the state’s population is under the age of 18.<sup>53</sup> We identified the **Nevada Department of Health & Human Services Division of Child & Family Services: Juvenile Justice System** as the agency that reports on youth for the three contact points. Racial and ethnic information for juveniles was provided.

It appears that Nevada has a centralized agency that reports on all aspects of the youth justice system. This resulted in uniformed reporting for racial and ethnic information on the different contact points examined. This agency did not distinguish race and ethnicity as two different constructs. Lastly, the agency did not disaggregate race and ethnicity (e.g., White-non-Hispanic/White Hispanic).





## NEW JERSEY

RACIAL AND ETHNIC CATEGORIES REPORTED IN PUBLICLY AVAILABLE REPORTS FOR SYSTEM-IMPACTED YOUTH									
AGENCY	POINT OF CONTACT	WHITE	BLACK OR AFRICAN AMERICAN	AMERICAN INDIAN OR ALASKA NATIVE	ASIAN	NATIVE HAWAIIAN OR OTHER PACIFIC ISLANDER	OTHER RACIAL CATEGORY	MULTIRACIAL	HISPANIC OR LATINO ETHNICITY
JUVENILE JUSTICE COMMISSION (2009 REPORT)	Arrest	✓	✓		✓*		✓*		✓
DIVISION OF STATE POLICE	Arrest	✓	✓	✓	✓*	✓*			✓
JUVENILE JUSTICE COMMISSION (2012 REPORT)	Detention	✓	✓				✓		✓
DEPARTMENT OF CORRECTIONS	Detention	✓	✓	✓	✓		✓		✓
JUVENILE JUSTICE COMMISSION (2019 REPORT)	Probation	✓	✓		✓		✓		✓
ADMINISTRATIVE OFFICE OF THE COURTS	Probation								

\*Notes: Asian and “Other” categories are combined in the Juvenile Justice Commission 2009 report. Asian and Native Hawaiian or Other Pacific Islander are combined in the Division of State Police report.

New Jersey has an estimated 1,768,020 Latinx residents, representing 20.6% of the state’s population and it is estimated that 22.2% of the state’s population is under the age of 18.<sup>54</sup> We identified the **Juvenile Justice Commission**, **Division of State Police**, **Department of Corrections**, and the **Administrative Office of the Courts** as agencies that serve or report on youth for the three examined contact points. The Juvenile Justice Commission and the Division of State Police provided information on race and ethnicity.

Reports from New Jersey’s **Juvenile Justice Commission** (JJC) were located for each of the ‘points of contact’, albeit the most recent report for the contact points ranged widely (2009 to 2019). The **Juvenile Justice Commission’s** reports provided fewer specific descriptions of racial breakdowns compared to other agencies that reported on the same contact points; for example, none of the **Juvenile Justice Commission’s** reports included categories for American Indian or Alaskan Native, or Native Hawaiian or Other Pacific Islander when reports from other agencies did. The 2009 **Juvenile Justice Commission** report and the **Division of State Police** report both provide counts for all individuals considered to be Hispanic and non-Hispanic. The **Juvenile Justice Commission** did not distinguish race and ethnicity as two separate identifying categories in the 2012 report. The **Department of Corrections** report contains a “not coded” category for race and ethnicity. Additionally, none of the reports disaggregate race and ethnicity (e.g., White-non-Hispanic/White Hispanic).




NEW MEXICO

RACIAL AND ETHNIC CATEGORIES REPORTED IN PUBLICLY AVAILABLE REPORTS FOR SYSTEM-IMPACTED YOUTH									
AGENCY	POINT OF CONTACT	WHITE	BLACK OR AFRICAN AMERICAN	AMERICAN INDIAN OR ALASKA NATIVE	ASIAN	NATIVE HAWAIIAN OR OTHER PACIFIC ISLANDER	OTHER RACIAL CATEGORY	MULTIRACIAL	HISPANIC OR LATINO ETHNICITY
*CHILDREN YOUTH & FAMILIES DEPARTMENT – JUVENILE JUSTICE SERVICES	Arrest, Detention, & Probation	✓	✓	✓	✓			✓	✓

\*Notes: The Juvenile Justice Services report contains an unknown category.

New Mexico has an estimated 1,015,751 Latinx residents, representing 48.5% of the state’s population and it is estimated that 23.6% of the state’s population is under the age of 18.<sup>55</sup> The agency identified to report on youth for the three contact points examined was the **Children Youth & Families Department-Juvenile Justice Services**. Racial and ethnic information for juveniles was provided.

Uniformity was seen on all the racial and ethnic categories reported on for each point of contact. The report acknowledged race and ethnicity as two distinct identifying categories. The **Juvenile Justice Services** report also provides an overall count for both those who identified as Hispanic and those considered to be non-Hispanic. Race and ethnicity is disaggregated (e.g., White-non-Hispanic/White Hispanic).





NEW YORK

RACIAL AND ETHNIC CATEGORIES REPORTED IN PUBLICLY AVAILABLE REPORTS FOR SYSTEM-IMPACTED YOUTH									
AGENCY	POINT OF CONTACT	WHITE	BLACK OR AFRICAN AMERICAN	AMERICAN INDIAN OR ALASKA NATIVE	ASIAN	NATIVE HAWAIIAN OR OTHER PACIFIC ISLANDER	OTHER RACIAL CATEGORY	MULTIRACIAL	HISPANIC OR LATINO ETHNICITY
*DIVISION OF JUVENILE JUSTICE AND OPPORTUNITIES FOR YOUTH	Arrest, Detention, & Probation	✓	✓	✓	✓		✓		✓

\*Notes: The Division of Juvenile Justice and Opportunities for Youth report does not provide any information on youth’s race and ethnicity for probation or arrest despite containing other demographic information for these contact points.

New York has an estimated 3,705,588 Latinx residents, representing 18.9% of the state’s population and it is estimated that 21.1% of the state’s population is under 18.<sup>56</sup> The agency identified to report on youth for the three contact points examined was the **Division of Juvenile Justice and Opportunities for Youth**. Racial information for youth was provided for each contact point. When examining the reporting of ethnicity in the agency’s report, only for the contact point of detention was Hispanic ethnicity provided.

In the section of the report for the contact point of arrest, race, and ethnicity are excluded from the demographic table altogether. When looking at probation, race and ethnicity are left blank in the demographic table with a note stating that greater than 10% of individuals had missing data on their race and ethnicity resulting in percentages for the state not being provided. Racial and ethnic categories remained standardized across the ‘points of contact’. The **Division of Juvenile Justice and Opportunities for Youth** report disaggregates race and ethnicity by specifying that those in the racial categories of White, Black or African American, American Indian of Alaska Native, and Asian are non-Hispanic.






## TEXAS

RACIAL AND ETHNIC CATEGORIES REPORTED IN PUBLICLY AVAILABLE REPORTS FOR SYSTEM-IMPACTED YOUTH									
AGENCY	POINT OF CONTACT	WHITE	BLACK OR AFRICAN AMERICAN	AMERICAN INDIAN OR ALASKA NATIVE	ASIAN	NATIVE HAWAIIAN OR OTHER PACIFIC ISLANDER	OTHER RACIAL CATEGORY	MULTIRACIAL	HISPANIC OR LATINO ETHNICITY
TEXAS DEPARTMENT OF PUBLIC SAFETY	Arrest	✓	✓	✓	✓	✓			✓
TEXAS JUVENILE JUSTICE DEPARTMENT	Detention	✓	✓				✓		✓
TEXAS JUVENILE JUSTICE DEPARTMENT – PROBATION AND COMMUNITY SERVICES DIVISION	Probation	✓	✓				✓		✓

Texas has an estimated 10,921,556 Latinx residents representing 39.2% of the state's population and it is estimated that 26.2% of the state's population is under the age of 18.<sup>57</sup> We identified the **Texas Department of Public Safety**, **Texas Juvenile Justice Department**, **Texas Juvenile Justice Department-Probation and Community Services Division** as the agencies that serve or report on Latinxs under 18. All agencies provided racial and ethnic information for system-impacted youth.

Both the **Texas Juvenile Justice Department** and the **Texas Juvenile Justice Department Probation and Community Services Division** only reported racial categories of White, Black, and Other. Additionally, the **Probation and Community Services Division** report does not specify that race and ethnicity are two separate identifying categories. Only the **Department of Public Safety** disaggregates race and ethnicity by providing a count for all non-Hispanics in addition to reporting how many individuals identify as Hispanic.





11 STATE MAJOR FINDINGS SUMMARY				
STATE	SINGLE AGENCY REPORTING	MULTIPLE AGENCY REPORTING	CONSISTENT REPORTING	KEY FINDINGS
ARIZONA	No	Yes	No	<ul style="list-style-type: none"> <li>The Administrative Office of the Courts report conflated race and ethnicity. None of the agencies disaggregated race from ethnicity (e.g., White-non-Hispanic/White Hispanic).</li> </ul>
CALIFORNIA	No	Yes	No	<ul style="list-style-type: none"> <li>Neither the Office of the Attorney General, California Department of Justice or the California Department of Correction and Rehabilitation – Division of Juvenile Justice disaggregate race and ethnicity (e.g., White-non-Hispanic/White Hispanic).</li> </ul>
COLORADO	No	Yes	No	<ul style="list-style-type: none"> <li>The Supreme Court of Colorado conflates race and ethnicity.</li> </ul>
FLORIDA	Yes	No	Yes	<ul style="list-style-type: none"> <li>Did not disaggregate race and ethnicity (e.g., White-non-Hispanic/White Hispanic).</li> </ul>
GEORGIA	No	Yes	No	<ul style="list-style-type: none"> <li>Georgia Criminal Justice Coordinating Council, Georgia Bureau of Investigation, and Georgia Department of Juvenile Justice do not report Hispanic or Latino ethnicity.</li> </ul>
ILLINOIS	No	Yes	No	<ul style="list-style-type: none"> <li>The Administrative Office of the Illinois Courts does not report Hispanic or Latino ethnicity.</li> <li>Illinois Juvenile Justice Commission disaggregates race and ethnicity.</li> </ul>
NEVADA	Yes	No	Yes	<ul style="list-style-type: none"> <li>Nevada has a centralized agency, Nevada Department of Health &amp; Human Services Division of Child &amp; Family Services: Juvenile Justice System, that reports on all aspects of the Youth justice system, resulting in uniformed reporting for racial and ethnic information on the different contact points examined.</li> <li>Did not disaggregate race and ethnicity</li> </ul>
NEW JERSEY	No	Yes	No	<ul style="list-style-type: none"> <li>The Administrative Office of the Courts does not report Hispanic or Latino Ethnicity.</li> <li>None of the agencies disaggregate race and ethnicity.</li> </ul>
NEW MEXICO	Yes	No	Yes	<ul style="list-style-type: none"> <li>In the Children Youth &amp; Families Department-Juvenile Justice Services, uniformity was seen on all the racial and ethnic categories reported on for each point of contact.</li> <li>Race and ethnicity are disaggregated.</li> </ul>
NEW YORK	Yes	No	Yes	<ul style="list-style-type: none"> <li>Division of Juvenile Justice and Opportunities for Youth reports ethnicity only for the "detention" contact point.</li> </ul>
TEXAS	No	Yes	No	<ul style="list-style-type: none"> <li>Only the Department of Public Safety disaggregated race and ethnicity.</li> </ul>



# LOVE IS OUR CULTURE.





## CONCLUSION

This report highlights the lack of uniformity in the demographic data collection and reporting practices across the youth justice system, which complicates an accurate portrayal of the impact of the system on Latinx youth. The report analyzes how Latinx youth are and are not counted across state agencies, in order to provide policymakers with a clear understanding of how transformation efforts do not accurately integrate the experience of the nation's largest non-White ethnic group. Our research found:

1. A lack of uniform and consistent racial/ethnic data categories across state justice agencies. In the top 11 most populated Latinx states, Georgia and Illinois had an agency that provided some degree of racial information but neglected to identify how many individuals were Latinx. While the remaining agencies that provided racial information in the other 9 states did provide information on the number of individuals of Latinx ethnicity, this information was not located in all the reports.
2. There were challenges in locating state-level agency reports. For example, it was common that no report could be located for a specific contact point. Additionally, it was common for state agencies to have reports for the contact point that did not provide any racial/ethnic demographic information.
3. State-level agency reporting methods vary, resulting in inconsistent racial and ethnic categories for each contact point. States with a single reporting agency had more consistent racial categories for each contact point compared to states with multiple agencies creating a one report for each contact point. New Mexico, Nevada, and New York had one agency that provided one report for all contact points, and Florida had one agency issue a report for each contact point.
4. The variance in ethnic data collection methods across state agencies produces a lack of uniform demographic data. State-level agencies from Arizona, Florida, Nevada, and New Jersey classified ethnicity as race and did not identify ethnicity as its own category. Further, there was a lack of reported racial and ethnic data in Georgia.

The findings confirm that a lack of ethnic data further minimizes Latinx youth within the justice system. The varied understanding of race and ethnicity among state-level agencies leads to the misinterpretation of racial and ethnic categories, such as the conflation of race and ethnicity. These misinformed methods taint ethnic data, thereby inflating the White/Non-Hispanic youth count—and ultimately diluting the Latinx youth count in the system. It is necessary that reforms implemented at the state level mandate uniform data collection to guide the collection of accurate demographic data. When state agencies fail to disaggregate race and ethnicity, they are putting the accuracy and integrity of demographic data at risk.

If criminal justice state agencies do not accurately count and track Latinx youth, Latinx LGBTQ youth and other youth of color, then policymakers are unable to advocate for reform. More specifically, effectively addressing racial and ethnic disparities requires sufficient ethnic data on Latinx youth. The labelling of Latinx youth as solely White contributes to the growing trends in white incarceration rates, and consequently understates the actual number of Latinx youth in the justice system.<sup>58</sup> As a result, state-level agencies ignore the presence and needs of the nation's largest growing population—and are unable to justify providing comprehensive services to Latinx youth. In addition, a youth's ethnic identity may signal the need for healing and culturally centered services. Researchers and policymakers alike need accurate, consistent data to analyze the true state of Latinx youth and implement impactful, fact-based solutions.



## POLICY RECOMMENDATIONS

This report demonstrates the dire need for social and policy change within the youth justice system, a change that can only begin with adequate and uniform race and ethnicity data on system-impacted youth. Youth justice advocates have demanded justice reform for decades, as delineated in the 2002 Building Blocks for Youth report, *¿Dónde está la justicia?*. Nearly two decades later, our recommendations parallel theirs, revealing the inaction within the youth justice system 20 years after the release of that report.<sup>59</sup>

Based on comprehensive findings from our analysis of publicly available data, we propose the following strategies to strengthen demographic data reliability and collection practices across state jurisdictions.

### Recommendations for the Youth Justice System

1. Congress should authorize the federal Department of Justice (DOJ) and Office of Juvenile Justice and Delinquency Prevention (OJJDP) to identify a uniformed racial and ethnic data collection strategy across the youth justice spectrum to ensure consistency when reporting on all points of contact.
  - a. The OJJDP should request the 50 states and Washington D.C. that each point of contact, (arrest, detention, probation, etc.) in the youth justice system collect and report racial and ethnic data. It is imperative that this is mandated at the state level so that cross-jurisdictional agencies and systems improve their data collection and reporting practices.
  - b. Require a publicly available state-wide report of aggregated race and ethnic data from county-level youth justice jurisdictions.
  - c. Ensure that county-level youth justice agency demographic data is reported to its state-level jurisdiction so that it can be compiled in an accessible manner for researchers and policymakers to analyze.
  - d. Establish transparent racial, ethnic, sexual orientation, gender identity, and gender expression (SOGIE) data collection methodology from state-level government agencies. The public must have full access to reporting trends across all decision points of the justice systems, particularly systems that disproportionately impact youth of color, LGBTQ groups and other marginalized groups.
2. The DOJ and OJJDP should utilize U.S. Census guidelines to determine and standardize racial and ethnic category definitions for all federal, state and county institutions.
  - a. Informed by a process that includes communities, youth justice agencies must determine a common ethnic terminology that will be accepted for data collection use by agencies and systems.
  - b. Authorize the combined approach tested by the Census Bureau as a most accurate methodology for capturing race and ethnicity. Whether ethnicity and race are asked in separate questions or under a combined question, respondents should have the option to respond to multiple categories to self identify.
  - c. Authorize as standard practice that youth self-identify versus their identity being selected by systems staff.







**"After time of just thinking and maturing mentally I realized... there's still a lot of racism out there. Especially against Hispanics and Blacks too. Or they view us differently or they have bad stories about us which is not... true. So yeah I feel kind of offended and then that's what also made me more proud of who I am... like oh yeah, I'm Mexican, this is who I am."**<sup>60</sup> – Cristian from Chicago, Illinois

Latinx Youth Justice  
Latinx Youth Justice  
Latinx Youth Justice  
Latinx Youth Justice  
Latinx Youth Justice  
Latinx Youth Justice  
Latinx Youth Justice  
Latinx Youth Justice  
Latinx Youth Justice





## APPENDICES

### Appendix A: UCLA LPPI Survey of Justice Agencies in 11 Most Populous Latinx States

STATE	AGENCY	DATE SURVEY SENT	RESPONSE DATE	METHOD OF RESPONSE	NUMBER OF CONTACTS	NUMBER OF EMAIL FOLLOW UPS	NUMBER OF PHONE CALL FOLLOW UPS	SURVEY CLOSE DATE
AZ	Department of Public Safety	8/28/19	10/16/19	Survey	4	0	0	11/15/19
AZ	Department of Juvenile Corrections	8/28/19	9/12/19	Survey & PR	6	0	0	11/15/19
CA	Department of Corrections and Rehabilitation	8/28/19	10/28/19	Declined over phone	3	0	1	11/15/19
CA	Department of Justice	8/28/19	10/9/19	PR	3	NA	1	11/15/19
CO	Department of Public Safety	8/28/19	NA	NA	3	2	2	11/15/19
CO	Commission on Criminal and Juvenile Justice	8/28/19	NA	NA	2	2	2	11/15/19
FL	Department of Juvenile Justice	8/28/19	NA	NA	13	2	2	11/15/19
GA	Bureau of Investigation	8/28/19	9/5/19	Survey & PR	2	5	0	11/15/19
GA	Criminal Justice Coordinating Council	8/28/19		Declined over email	5	3	2	11/15/19
GA	Department of Juvenile Justice	8/28/19	9/16/19	Survey & PR	3	2	0	11/15/19
IL	Illinois State Police	8/28/19	NA	NA	2	2	2	11/15/19
IL	Juvenile Justice Commission	8/28/19	NA	NA	3		2	11/15/19
IL	Department of Juvenile Justice	8/28/19	9/12	PR	2	2	2	11/15/19
NV	Department of Health and Human Services	8/28/19	9/12	Survey + PR	2	0	0	11/15/19
NJ	Department of Law and Public Safety	8/28/19	NA	NA	2	2	2	11/15/19
NJ	Division of State Police	8/28/19	9/3	NA (asked to see pdf of the survey but never responded)	1	2	2	11/15/19
NJ	Department of Corrections and Rehabilitation	8/28/19	9/5	Declined, referenced publicly available reports	3	2	2	11/15/19
NM	Children Youth & Families Department	8/28/19	NA	NA	4	2	2	11/15/19
NY	Office of Children and Family Services	8/28/19	9/3	Declined to participate	3	2	2	11/15/19
TX	Department of Public Safety	8/28/19	8/28	Declined via email	2	2	2	11/15/19
TX	Juvenile Justice Department	8/28/19	NA	Declined via email	3	2	2	11/15/19



## Appendix B: Public Record Ethnic Data from 50

STATE	CONTACT POINT	AGENCY NAME	REPORT LOCATED	RACE REP.	HISPANIC REP.	CONFLATES R. & E.	MULTI-RACIAL REP.
<b>ALABAMA</b>							
	Arrest	Alabama Law Enforcement Agency Criminal Justice Services	Yes	No	No	N/A	N/A
	Detention	Alabama Department of Youth Services	Yes	Yes	Yes	No	Yes
	Probation	Not Identified	Yes	N/A	N/A	N/A	N/A
<b>ALASKA</b>							
	Arrest, Detention, and Probation	Alaska Department of Health and Social Services, Division of Juvenile Justice	Yes	No	No	No	No
	Arrest	Alaska Department of Public Safety	Yes	Yes	No	No	No
<b>ARIZONA</b>							
	Arrest	Arizona Department of Public Safety	Yes	Yes	Yes	No	No
	Detention	Arizona Department of Juvenile Corrections	Yes	Yes	Yes	No	Yes
	Probation	Arizona Supreme Court-Administrative Office of the Courts	Yes	Yes	Yes	Yes	No
<b>ARKANSAS</b>							
	Arrest	Arkansas Crime Information Center	Yes	Yes	No	NA	No
	Arrest, Probation	Arkansas Department of Human Services, Division of Youth Services	Yes	No	No	N/A	N/A
<b>CALIFORNIA</b>							
	Arrest, Detention, Probation	Office of The Attorney General, California Department of Justice	Yes	Yes	Yes	No	No
	Detention	California Department of Corrections and Rehabilitation -Division of Juvenile Justice	Yes	Yes	Yes	No	No
<b>COLORADO</b>							
	Arrest	Colorado Department of Public Safety	Yes	Yes	Yes	No	No
	Detention	Colorado Commission on Criminal and Juvenile Justice	Yes	Yes	Yes	No	No
	Probation	Supreme Court of Colorado	Yes	Yes	Yes	Yes	No
<b>CONNECTICUT</b>							
	Arrest	Department of Emergency Services and Public Protection Crime Analysis Unit	Yes	Yes	No	N/A	N/A
	Detention	State of Connecticut Judicial Branch	Yes	Yes	Yes	No	No
	Detention	Connecticut Department of Corrections	Yes	Yes	Yes	Yes	No
	Probation	State of Connecticut Judicial Branch	No	N/A	N/A	N/A	N/A

Note: Rep. stands for reported; R. stands for race; E. stands for ethnicity.



# The Latinx Data Gap in the Youth Justice System

DELAWARE							
	Arrest	Delaware Criminal Justice Council-Statistical Analysis Center	Yes	Yes	Yes	No	No
	Detention	State of Delaware Criminal Justice Council-Statistical Analysis Center	Yes	Yes	Yes	No	No
	Detention, Probation	Division of Youth Rehabilitative Services	Yes	Yes	Yes	No	No
FLORIDA							
	Arrest	Florida Department of Juvenile Justice	Yes	Yes	Yes	No	No
	Detention	Florida Department of Juvenile Justice	Yes	Yes	Yes	No	No
	Probation	Florida Department of Juvenile Justice	Yes	Yes	Yes	Yes	No
GEORGIA							
	Arrest, Detention	Georgia Criminal Justice Coordinating Council	Yes	No	No	N/A	N/A
	Arrest	Georgia Bureau of Investigation	Yes	Yes	No	N/A	N/A
	Detention, Probation	Georgia Department of Juvenile Justice	Yes	No	No	N/A	N/A
HAWAII							
	Arrest	Attorney General State of Hawaii	Yes	Yes	No	N/A	N/A
	Detention	Department of Human Services, Office of Youth Services	Yes	Yes	Yes	No	Yes
	Probation	The Judiciary State of Hawaii	Yes	No	No	N/A	N/A
	Probation	Attorney General State of Hawaii	Yes	Yes	Yes	No	Yes
IDAHO							
	Arrest	Idaho State Police	Yes	Yes	Yes	No	No
	Detention	Idaho State Police	Yes	Yes	Yes	No	Yes
	Detention	Idaho Department of Juvenile Corrections	Yes	Yes	Yes	Yes	No
	Probation	Each county oversees juvenile probation	No	N/A	N/A	N/A	N/A
ILLINOIS							
	Arrest	Illinois State Police	No	N/A	N/A	N/A	N/A
	Detention	Illinois Juvenile Justice Commission	Yes	Yes	Yes	No	Yes
	Detention	Illinois Department of Juvenile Justice	Yes	Yes	Yes	No	Yes
INDIANA							
	Arrest	Indiana State Police	No	N/A	N/A	N/A	N/A
	Detention	Indiana Department of Correction	Yes	Yes	Yes	No	No
	Probation	The Supreme Court of Indiana	No	N/A	N/A	N/A	N/A



IOWA							
	Arrest	Iowa Department of Public Safety	Yes	No	No	N/A	N/A
	Detention	Iowa Department of Human Rights - Criminal & Juvenile Justice Planning	Yes	Yes	Yes	Yes	Yes
	Probation	Iowa Department of Human Rights - Criminal & Juvenile Justice Planning	Yes	Yes	Yes	Yes	No
KANSAS							
	Arrest	Kansas Bureau of Investigation	Yes	No	No	N/A	N/A
	Detention	Kansas Department of Corrections	Yes	No	No	N/A	N/A
	Detention	Kansas Department of Corrections	Yes	Yes	Yes	No	No
	Probation	Kansas Department of Corrections	Yes	No	No	N/A	N/A
KENTUCKY							
	Arrest	Kentucky State Police	Yes	Yes	No	N/A	No
	Detention, Probation	Kentucky Department of Juvenile Justice	Yes	No	No	N/A	N/A
LOUISIANA							
	Arrest	Louisiana Commission on Law Enforcement and Administration of Justice	Yes	No	No	N/A	N/A
	Detention	Louisiana Department of Public Safety and Corrections	Yes	Yes	No	N/A	No
	Detention, Probation	State of Louisiana Office of Juvenile Justice	Yes	Yes	No	N/A	No
MAINE							
	Arrest	State of Maine Department of Public Safety	Yes	No	No	N/A	N/A
	Arrest	Maine Statistical Analysis Center & USM Muskie School of Public Service	Yes	No	No	N/A	N/A
	Detention, Probation	Maine Department of Corrections - Division of Juvenile Services	Yes	No	No	N/A	N/A
MARYLAND							
	Arrest	Maryland Department of State Police	Yes	No	No	N/A	N/A
	Detention	Maryland Department of Juvenile Services	Yes	Yes	Yes	No	No
	Probation	Maryland Department of Juvenile Services	Yes	No	No	N/A	N/A
MASSACHUSETTS							
	Arrest	Not Identified	No	N/A	N/A	N/A	N/A
	Detention	Massachusetts Department of Youth Services	Yes	Yes	Yes	No	No
	Probation	Juvenile Court	No	NA	NA	N/A	N/A



# The Latinx Data Gap in the Youth Justice System

MICHIGAN							
	Arrest	Michigan State Police	Yes	Yes	No	N/A	N/A
	Detention	Michigan Department of Health and Human Services	No	N/A	N/A	N/A	N/A
	Probation	Michigan Courts- County Juvenile Courts	No	N/A	N/A	N/A	N/A
MINNESOTA							
	Arrest	Minnesota Department of Public Safety	Yes	Yes	No	N/A	No
	Detention	Minnesota Department of Corrections	Yes	Yes	Yes	Yes	No
	Probation	Minnesota Department of Corrections	Yes	Yes	Yes	No	No
MISSISSIPPI							
	Arrest	Data collected by police department	No	N/A	N/A	N/A	N/A
	Detention	Mississippi Department of Corrections	Yes	Yes	Yes	Yes	No
	Probation	Mississippi Department of Human Services - Division of Youth Services	No	N/A	N/A	N/A	N/A
MISSOURI							
	Arrest	Missouri State Highway Patrol	Yes	Yes	No	N/A	No
	Detention	Missouri Courts - Juvenile and Family Division of the Circuit Court	Yes	Yes	Yes	Yes	No
	Probation	Missouri Courts - Office of State Courts Administrator - Juvenile and Family Court Division	No	N/A	N/A	N/A	N/A
MONTANA							
	Arrest	Montana Board of Crime Control	Yes	No	No	N/A	N/A
	Detention	Montana Department of Corrections	Yes	No	No	N/A	N/A
	Probation	Office of the Court Administrator - Montana Judicial Branch - Youth Court	Yes	Yes	Yes	Yes	No
NEBRASKA							
	Arrest	Commission on Law Enforcement and Criminal Justice (Nebraska Crime Commission)	Yes	No	No	N/A	N/A
	Arrest	Commission on Law Enforcement and Criminal Justice (Nebraska Crime Commission) -- interactive live database	Yes	Yes	No	N/A	No
	Detention	Nebraska Judicial Branch, Juvenile Services Division	Yes	No	No	N/A	N/A
	Probation	Nebraska Judicial Branch, Administrative Office of the Courts & Probation	Yes	Yes	Yes	No	No



NEVADA							
	Arrest, Detention, Probation	Department of Health & Human Services Division of Child & Family Services: Juvenile Justice System	Yes	Yes	Yes	Yes	No
NEW HAMPSHIRE							
	Arrest	New Hampshire Department of Safety, Division of State Police	No	N/A	N/A	N/A	N/A
	Detention	New Hampshire Department of Health & Human Services - Division for Children, Youth, & Families - Juvenile Services - Institutional Services	No	N/A	N/A	N/A	N/A
	Probation	New Hampshire Department of Health & Human Services - Division for Children, Youth, & Families - Juvenile Services - Probation & Parole	No	N/A	N/A	N/A	N/A
NEW JERSEY							
	Arrest	The State of New Jersey Department of Law & Public Safety Office of the Attorney General: Juvenile Justice Commission	Yes	Yes	Yes	No	No
	Arrest	State of New Jersey - Division of State Police	Yes	Yes	Yes	No	No
	Detention	The State of New Jersey Dept of Law & Public Safety Office of the Attorney General: Juvenile Justice Commission	Yes	Yes	Yes	Yes	No
	Detention	State of New Jersey Department of Corrections	Yes	Yes	Yes	No	No
	Probation	The State of New Jersey Department of Law & Public Safety Office of the Attorney General: Juvenile Justice Commission	Yes	Yes	Yes	Yes	No
NEW MEXICO							
	Arrest, Detention, Probation	Children Youth & Families Dept - Juvenile Justice Services	Yes	Yes	Yes	No	No
NEW YORK							
	Arrest, Detention, Probation	Division of Juvenile Justice and Opportunities for Youth	Yes	Yes	Yes	No	No
NORTH CAROLINA							
	Arrest	North Carolina Department of Public Safety - Division of Adult Correction and Juvenile Justice	No	N/A	N/A	N/A	N/A
	Detention	North Carolina Department of Public Safety - Division of Adult Correction and Juvenile Justice	Yes	Yes	Yes	No	Yes
	Probation	North Carolina Department of Public Safety - Juvenile Court Services	No	N/A	N/A	N/A	N/A



# The Latinx Data Gap in the Youth Justice System

NORTH DAKOTA							
	Arrest	Office of Attorney General - Bureau of Criminal Investigation	No	N/A	N/A	N/A	N/A
	Detention	North Dakota Corrections and Rehabilitation - Division of Juvenile Services	No	N/A	N/A	N/A	N/A
	Probation	North Dakota Corrections and Rehabilitation - Division of Juvenile Services	No	N/A	N/A	N/A	N/A
OHIO							
	Arrest	Ohio Department of Public Safety	Yes	No	No	N/A	N/A
	Detention	Ohio Department of Youth Services - Juvenile Correctional Facilities	No	N/A	N/A	N/A	N/A
	Probation	Ohio Department of Youth Services - Division of Parole, Courts and Community	Yes	Yes	No	N/A	N/A
OKLAHOMA							
	Arrest	Oklahoma State Bureau of Investigation	Yes	No	No	N/A	N/A
	Detention	Oklahoma State Courts Network	No	N/A	N/A	N/A	N/A
	Probation	Oklahoma Office of Juvenile Affairs - Intake, Probation, Custody & Parole Services	No	N/A	N/A	N/A	N/A
OREGON							
	Arrest	Oregon State Police Criminal Justice Information Services	Yes	Yes	Yes	Yes	No
	Arrest	Oregon Youth Authority: Juvenile Justice Information Systems	Yes	Yes	Yes	No	No
	Detention	Oregon Youth Authority: Juvenile Justice Information Systems	Yes	Yes	Yes	No	No
	Probation	Oregon Youth Authority's Parole and Probation Services	No	N/A	N/A	N/A	N/A
PENNSYLVANIA							
	Arrest	State Police	Yes	No	No	N/A	N/A
	Detention	Department of Human Services: Office of Children, Youth, and Families: Bureau of Juvenile Justice Services	Yes	No	No	N/A	N/A
	Probation	Juvenile Court Judges' Commission	Yes	Yes	Yes	No	No
RHODE ISLAND							
	Arrest	Rhode Island State Police	Yes	No	No	N/A	N/A
	Detention	Department of Children, Youth, and Families: Division of Juvenile Corrections: The Rhode Island Training School	Yes	Yes	Yes	Yes	No
	Probation	Department of Children, Youth, and Families: Division of Juvenile Corrections: The Office of Juvenile Probation	Yes	No	No	N/A	N/A



SOUTH CAROLINA							
	Arrest	Department of Public Safety	Yes	No	No	N/A	N/A
	Detention	Department of Juvenile Justice: Division of Rehabilitative Services	Yes	Yes	Yes	Yes	No
	Probation	Department of Juvenile Justice: Division of Community Services	Yes	No	No	N/A	N/A
SOUTH DAKOTA							
	Arrest	Office of Attorney General: Division of Criminal Investigation: Criminal Statistical Analysis Center	Yes	Yes	Yes	No	No
	Detention	Department of Corrections: Division of Juvenile Corrections	Yes	No	No	N/A	N/A
	Probation	Department of Corrections: Division of Juvenile Corrections: Juvenile Community Corrections	Yes	No	No	N/A	N/A
TENNESSEE							
	Arrest	Department of Safety & Homeland Security	Yes	No	No	N/A	N/A
	Detention	Department of Children's Services: Office of Juvenile Justice: state- operated facility called John S. Wilder Youth Development Center state-operated	Yes	Yes	No	N/A	Yes
	Detention	Dept of Corrections	Yes	Yes	Yes	Yes	No
TEXAS							
	Arrest	Texas Department. Of Public Safety	Yes	Yes	Yes	No	No
	Detention	Texas Juvenile Justice Department	Yes	Yes	Yes	No	No
	Probation	Texas Juvenile Justice Department Probation and Community Services Division	Yes	Yes	Yes	Yes	No
UTAH							
	Arrest	Department of Public Safety: Bureau of Criminal Identification - data reported under the guidelines of the Uniform Crime Reporting program	Yes	Yes	Yes	No	No
	Detention, Probation	Department of Human Services: Division of Juvenile Justice Services	Yes	Yes	Yes	No	Yes
VERMONT							
	Arrest	Department of Public Safety: State Police	Yes	Yes	Yes	Yes	Yes
	Detention	Agency of Human Resources: Department for Children and Families & Department of Corrections: Woodside Juvenile Rehabilitation Center	No	N/A	N/A	N/A	N/A
	Probation	Agency of Human Resources: Department for Children and Families	Yes	No	No	N/A	N/A



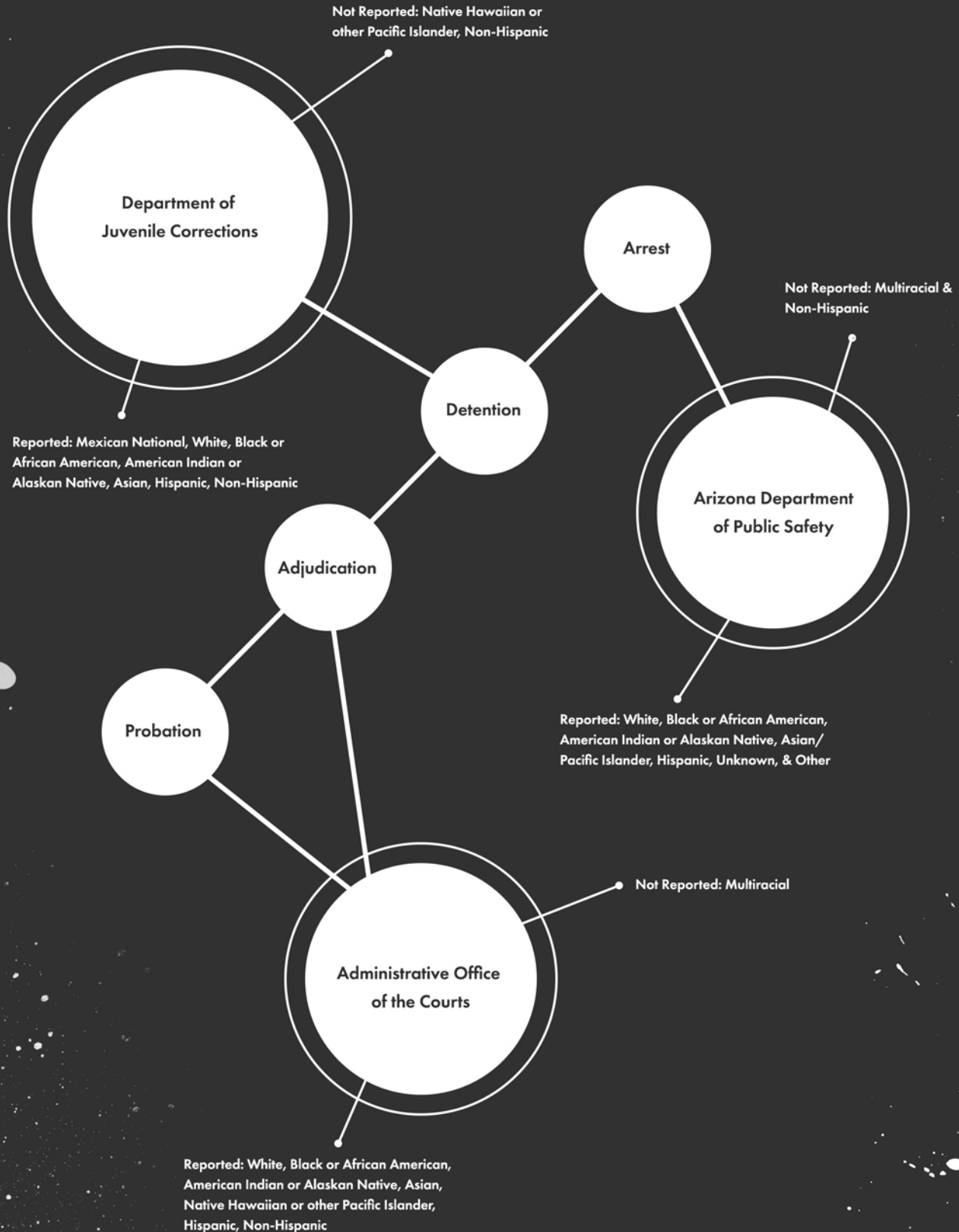
# The Latinx Data Gap in the Youth Justice System

VIRGINIA							
	Arrest	Virginia State Police (Data compiled by Uniform Crime Reporting Section, Department of State Police)	Yes	Yes	No	N/A	Yes
	Detention	Department of Juvenile Justice	Yes	Yes	Yes	No	No
	Probation	Department of Juvenile Justice	Yes	Yes	Yes	No	No
WASHINGTON							
	Arrest	Washington State Patrol	Yes	Yes	No	N/A	No
	Detention, Probation	Washington State Department of Social and Health Services: Rehabilitation Administration: Juvenile Rehabilitation	Yes	Yes	Yes	Yes	Yes
WASHINGTON D.C.							
	Arrest	Metropolitan Police Department	Yes	No	No	N/A	N/A
	Detention	Department of Youth Rehabilitation Services	Yes	Yes	Yes	No	No
	Probation	Department of Youth Rehabilitation Services	Yes	Yes	Yes	No	No
WEST VIRGINIA							
	Arrest	Department of Military Affairs and Public Safety: Division of Justice and Community Services	Yes	Yes	No	N/A	No
	Detention	Department of Military Affairs and Public Safety: Division of Justice and Community Services	Yes	Yes	Yes	Yes	No
	Probation	Department of Military Affairs and Public Safety: Division of Justice and Community Services	Yes	Yes	No	N/A	Yes
WISCONSIN							
	Arrest	Wisconsin Dept of Public Safety	Yes	Yes	No	N/A	No
	Detention, Probation	Dept of Corrections: Division of Juvenile Corrections	Yes	Yes	No	N/A	No
WYOMING							
	Arrest	Division of Criminal Investigation	Yes	No	No	N/A	N/A
	Detention	Wyoming Department of Family Services	No	N/A	N/A	N/A	N/A
	Probation	Wyoming Department of Family Services - Juvenile Probation	Yes	No	No	N/A	N/A



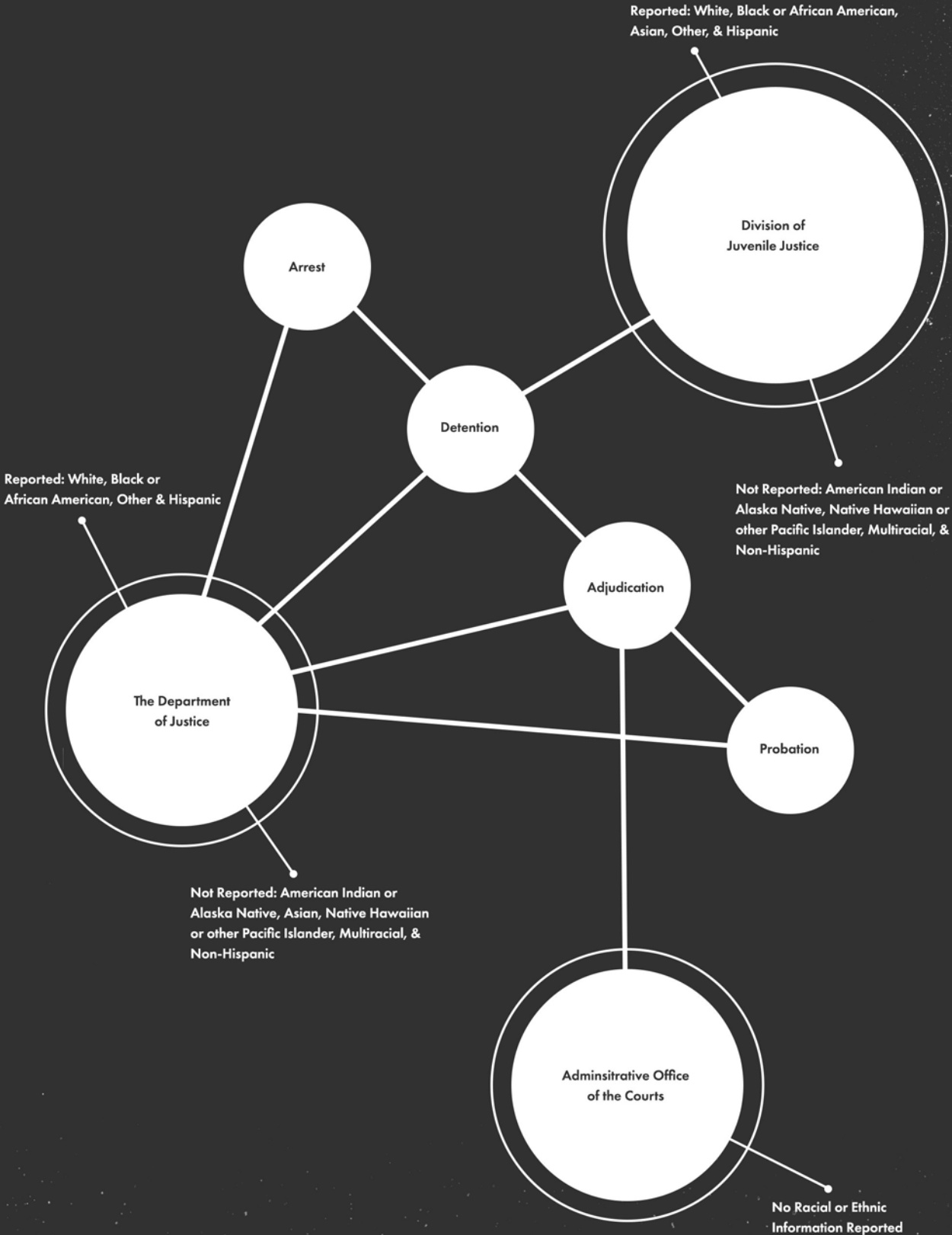
Appendix C: Flow Charts of Each of the 11 State's Juvenile Justice Process

# ARIZONA



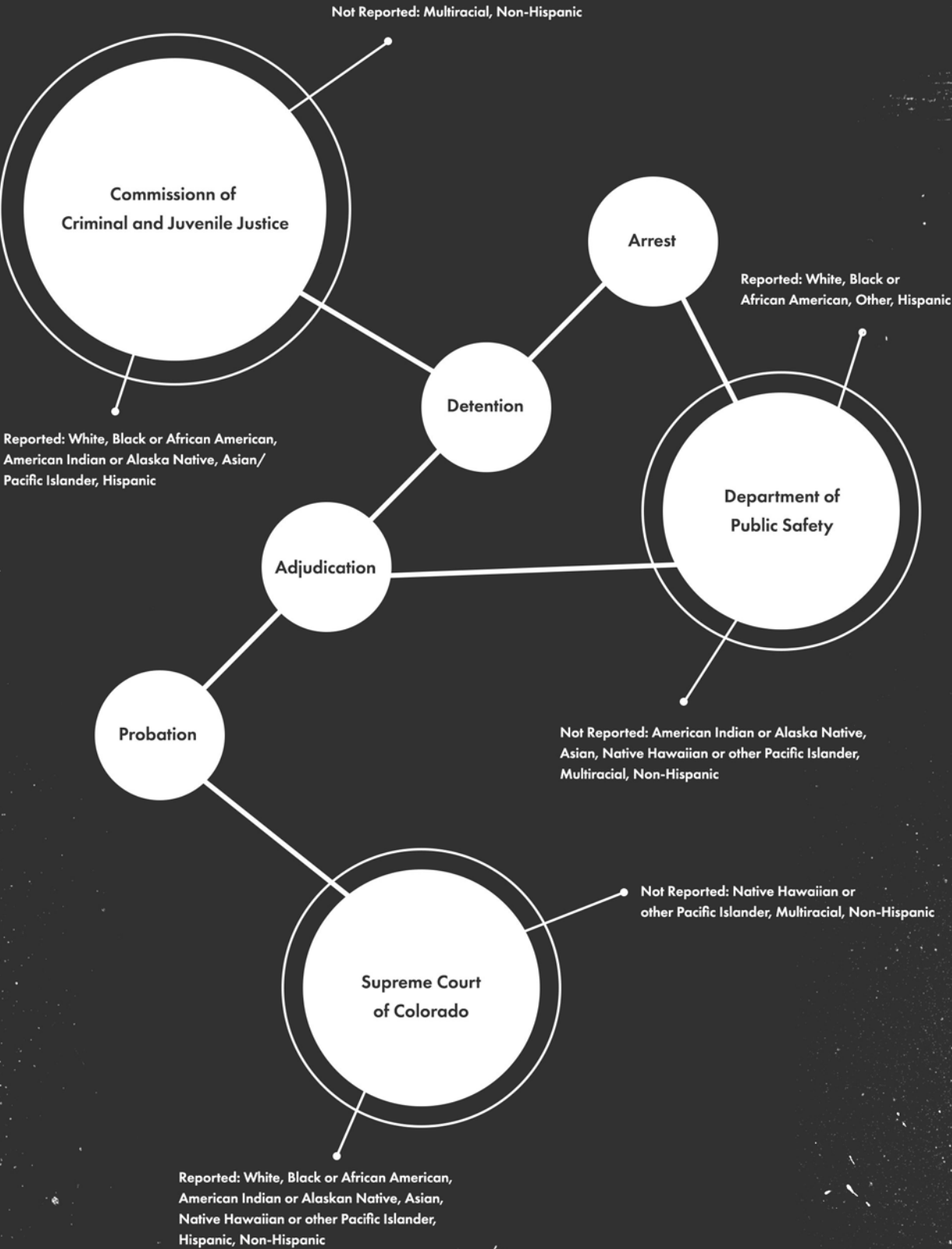


CALIFORNIA





COLORADO



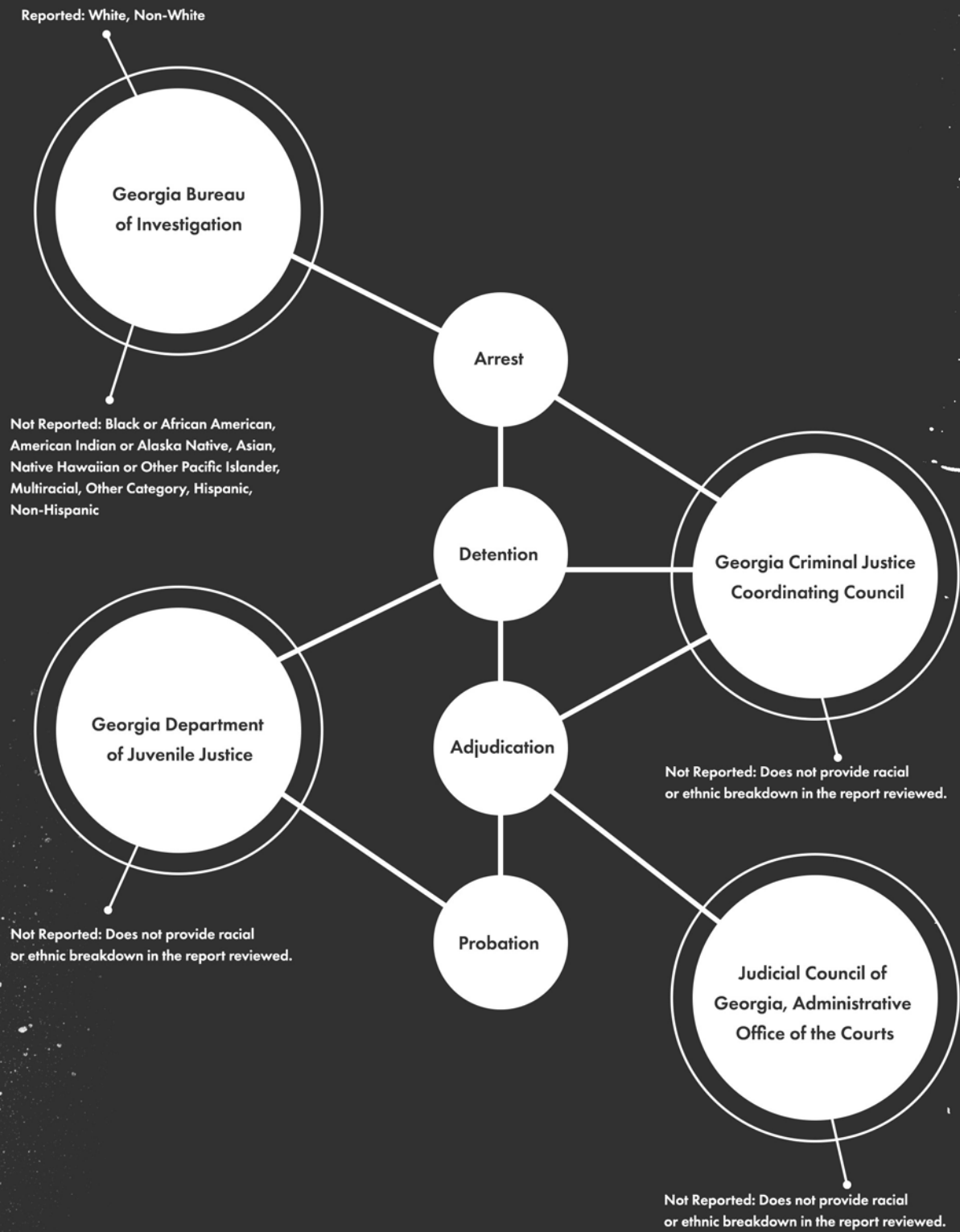


FLORIDA



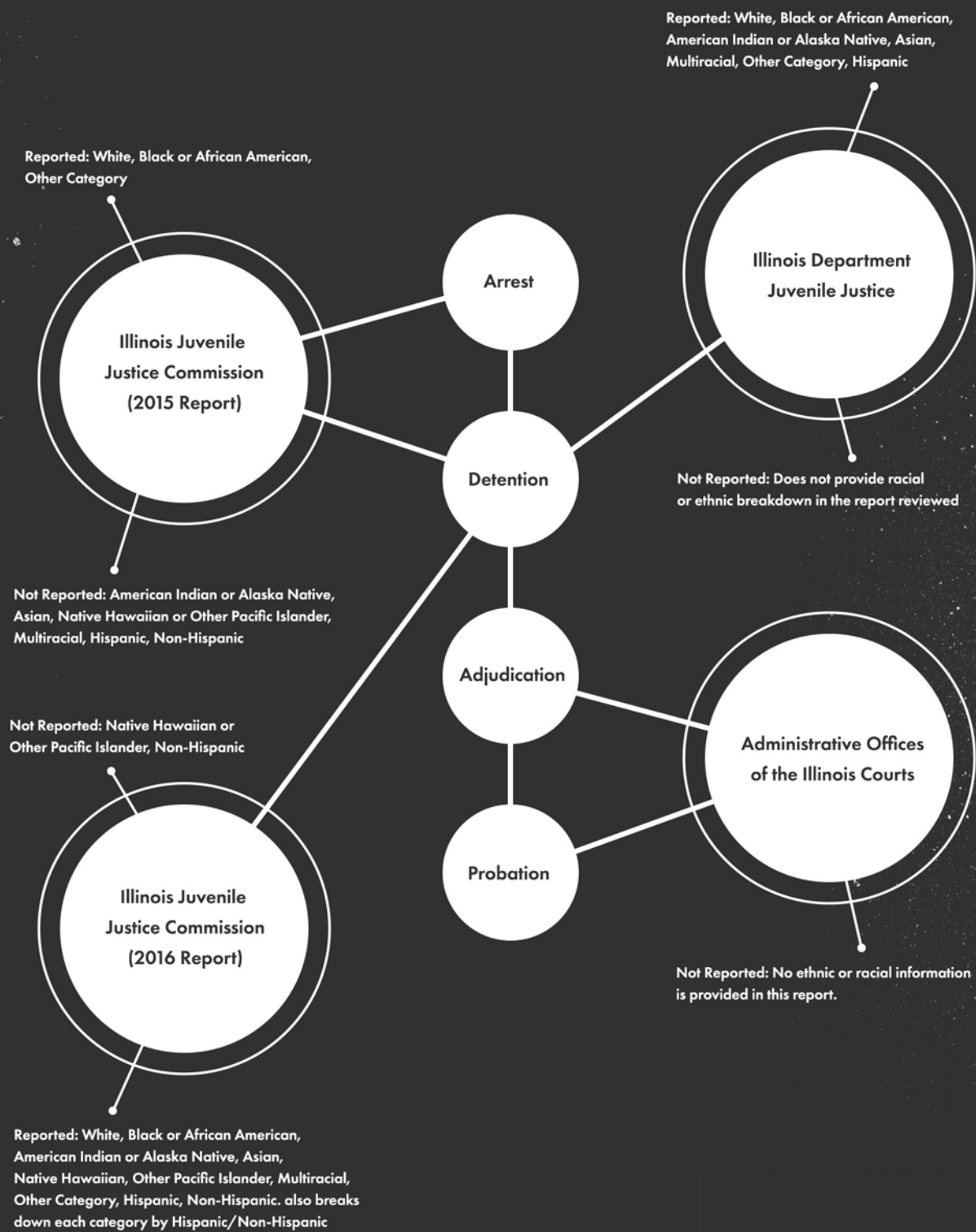


GEORGIA



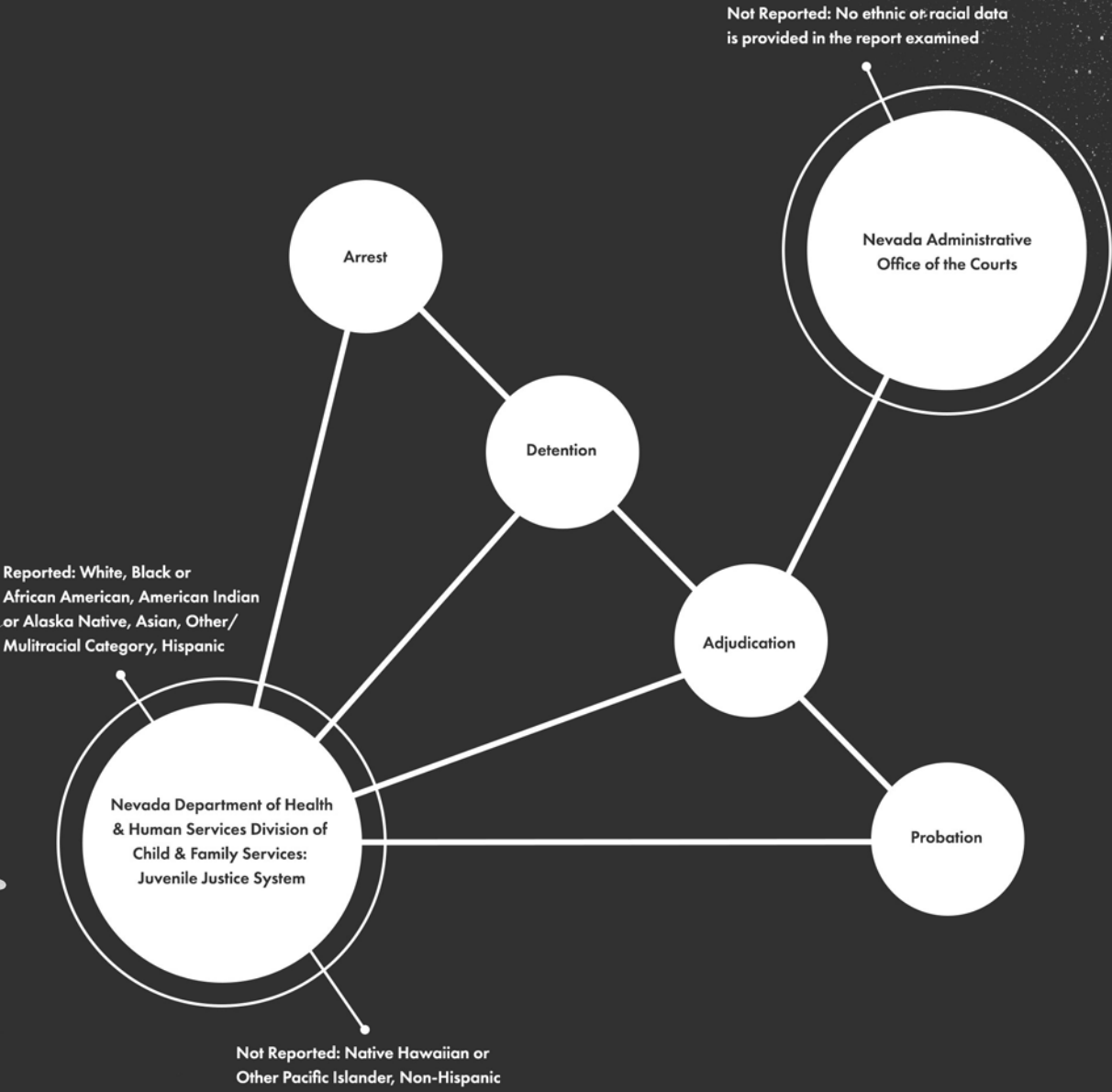


ILLINOIS



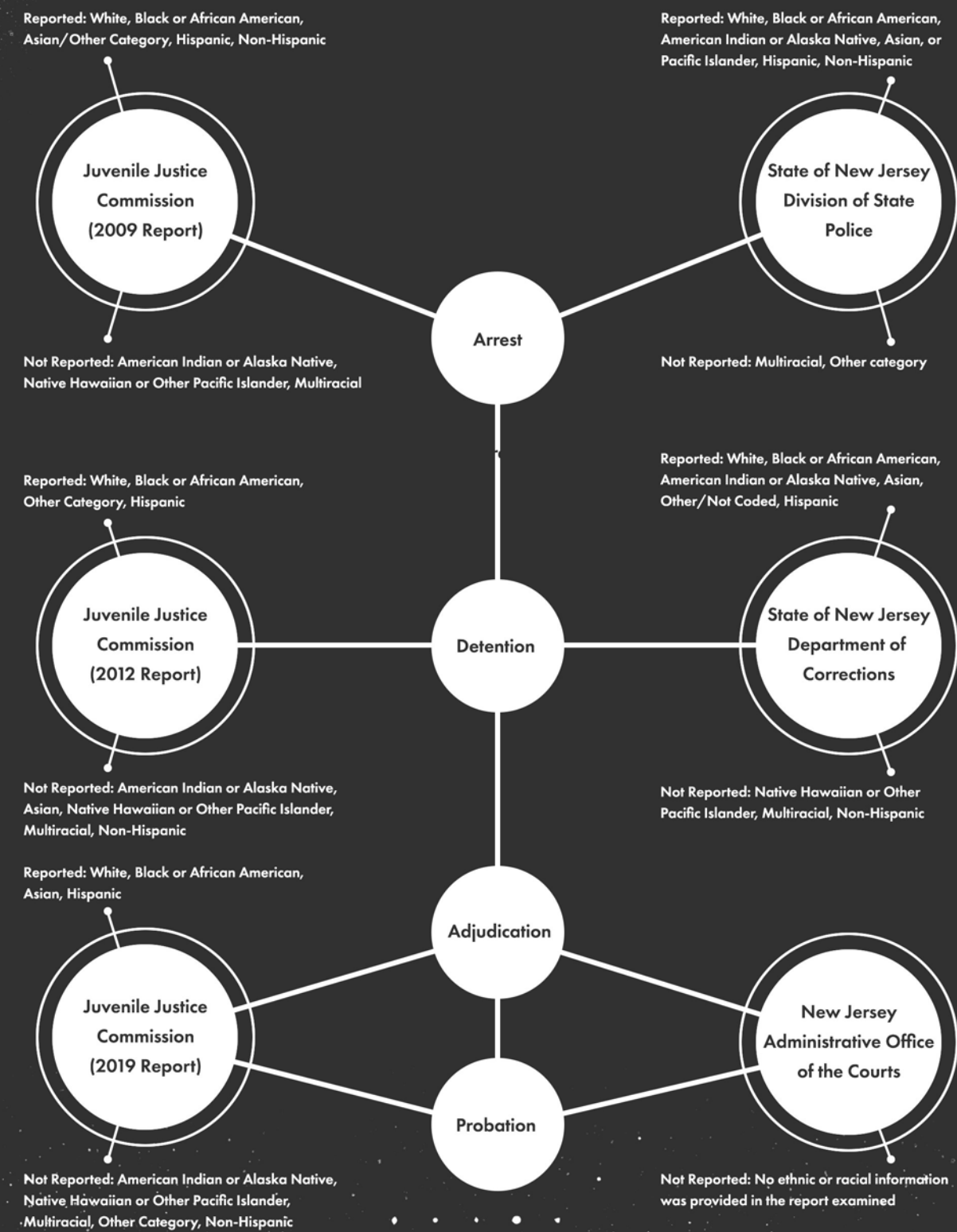


NEVADA



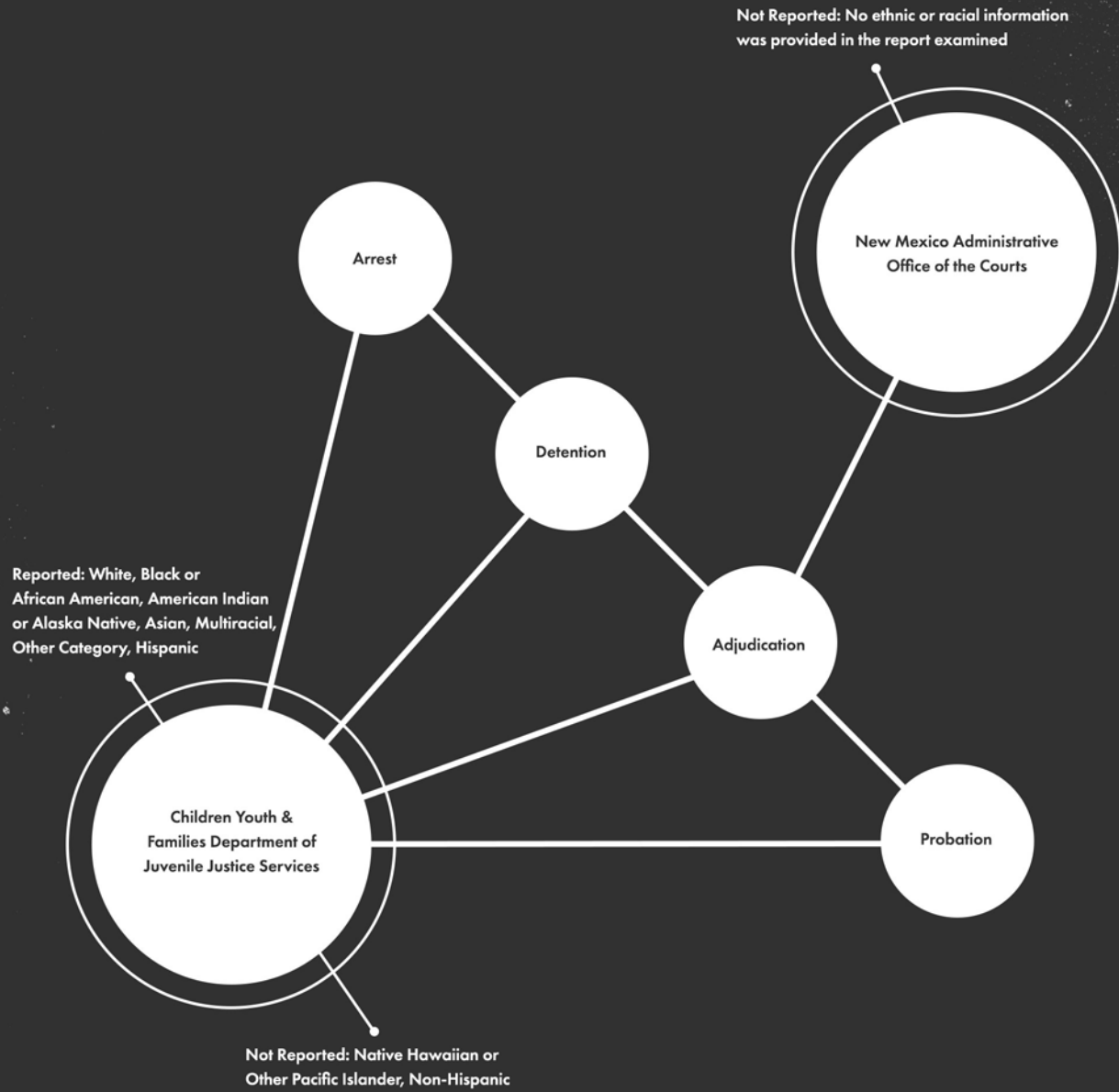


NEW JERSEY



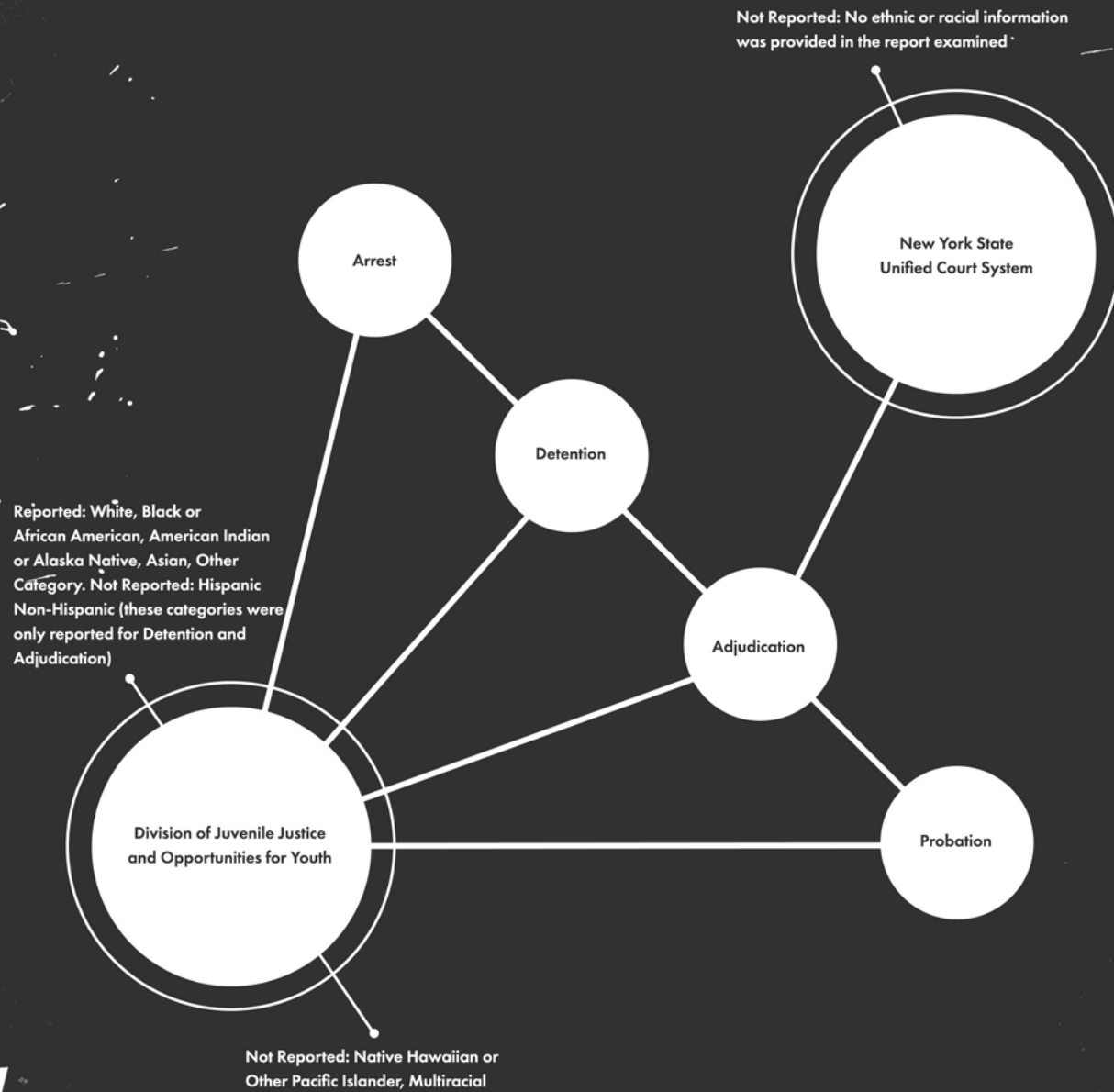


## NEW MEXICO



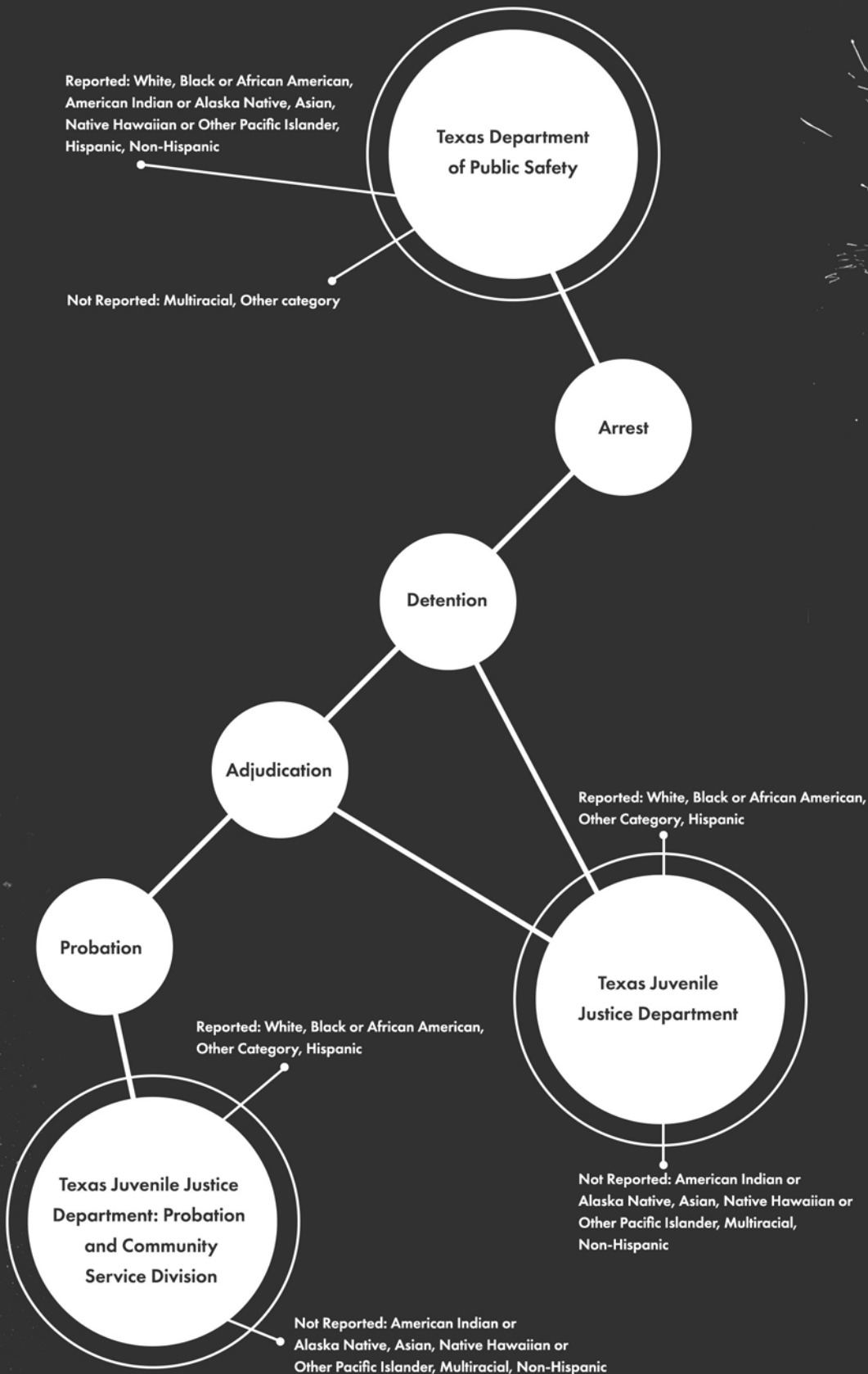


## NEW YORK





TEXAS





# The Latinx Data Gap in the Youth Justice System

## Appendix D: List of Reports Reviewed from 50 States

STATE	CONTACT POINT	AGENCY NAME	TITLE OF REPORT	YEAR
<b>ALABAMA</b>				
	Arrest	Alabama Law Enforcement Agency Criminal Justice Services	Crime in Alabama 2017	2017
	Detention	Alabama Department of Youth Services	2017 Annual Report	2017
	Adjudication	Administrative Office of Courts	Alabama Unified Judicial System Fiscal Year 2017 Annual Report and Statistics	2017
	Probation	Administrative Office of Courts	Alabama Unified Judicial System Fiscal Year 2017 Annual Report and Statistics	2017
<b>ALASKA</b>				
	Arrest	Alaska Department of Health and Social Services, Division of Juvenile Justice	DJJ Data Trends	FY2008-FY2018
	Arrest	Alaska Department of Public Safety	Crime in Alaska	2017
	Detention	Alaska Department of Health and Social Services, Division of Juvenile Justice	DJJ Data Trends	FY2008-FY2018
	Probation	Alaska Department of Health and Social Services, Division of Juvenile Justice	DJJ Data Trends	FY2008-FY2018
<b>ARIZONA</b>				
	Arrest	Arizona Department of Public Safety	Crime in Arizona	2017
	Detention	Arizona Department of Juvenile Corrections	Demographic Data For All Commitments	FY2014-FY2018
	Probation	Arizona Supreme Court- Administrative Office Of the Courts	Arizona's Juvenile Court Counts	2018
<b>ARKANSAS</b>				
	Arrest	Arkansas Crime Information Center	Crime in Arkansas 2017	2017
	Detention	Arkansas Department of Human Services, Division of Youth Services	FY 2018 Annual Report	2018
	Probation	Arkansas Department of Human Services, Division of Youth Services	FY 2018 Annual Report	2018



CALIFORNIA				
	Arrest	Office of The Attorney General, California Department of Justice	Juvenile Justice in California	2017
	Detention	Office of The Attorney General, California Department of Justice	Juvenile Justice in California	2017
	Detention	California Department of Corrections and Rehabilitation - Division of Juvenile Justice	Population Overview	2017
	Probation	Office of The Attorney General, California Department of Justice	Juvenile Justice in California	2017
COLORADO				
	Arrest	Colorado Department of Public Safety	Race and Ethnicity at Decision Points Dashboard	2017
	Detention	Colorado Commission on Criminal and Juvenile Justice	Disproportionate Minority Contact	2016
	Probation	Supreme Court of Colorado	Colorado Judicial Branch Annual Statistical Report	2017
CONNECTICUT				
	Arrest	Department of Emergency Services and Public Protection Crime Analysis Unit	Crime in Connecticut 2017	2017
	Detention	State of Connecticut Judicial Branch	Yearly Statewide Detention Admissions 2006-2018 (Juvenile Detention)	FY2006-FY2018
	Detention	Connecticut Department of Corrections	Monthly Statistics, May 1, 2019	2019
	Probation	State of Connecticut Judicial Branch	N/A	N/A
DELAWARE				
	Arrest	Delaware Criminal Justice Council- Statistical Analysis Center	Crime in Delaware 2013-2017	2013-2017
	Detention	State of Delaware Criminal Justice Council- Statistical Analysis Center	YRS Facility Population by Quarter for 2013-2015	2013-2015
	Detention	Division of Youth Rehabilitative Services	DYRS Demographic Data by Program and Fiscal Year 2012 to 2018	2012-2018
	Probation	Division of Youth Rehabilitative Services	DYRS Demographic Data by Program and Fiscal Year 2012 to 2018	2012-2018



# The Latinx Data Gap in the Youth Justice System

FLORIDA				
	Arrest	Florida Department of Juvenile Justice	Delinquency Profile 2018	2018
	Detention	Florida Department of Juvenile Justice	2018 Comprehensive Accountability Report Detention Services	2018
	Probation	Florida Department of Juvenile Justice	Probation Services	2018
GEORGIA				
	Arrest	Georgia Criminal Justice Coordinating Council	Juvenile Justice Decision Points Report	2016
	Arrest	Georgia Bureau of Investigation	2017 Summary Report Uniform Crime Reporting (UCR) Program	2017
	Detention	Georgia Department of Juvenile Justice	Quick Facts	2018
	Detention	Georgia Criminal Justice Coordinating Council	Juvenile Justice Decision Points Report	2016
	Probation	Georgia Department of Juvenile Justice	Quick Facts	2018
HAWAII				
	Arrest	Attorney General State of Hawaii	Crime in Hawaii 2017	2017
	Detention	Department of Human Services, Office of Youth Services	Databook	2017
	Probation	The Judiciary State of Hawaii	The Judiciary State of Hawai'i 2018 Annual Report Statistical Supplement	2018
	Probation	Attorney General State of Hawaii	Juvenile Delinquency Trends in Hawaii Data Book for 2003-2012	2014
IDAHO				
	Arrest	Idaho State Police	Crime in Idaho	2017
	Detention	Idaho State Police	Characteristics and Outcomes of Justice-Involved Youth in Idaho	2018
	Detention	Idaho Department of Juvenile Corrections	Demographics	2018
	Probation	Each county oversees juvenile probation	N/A	N/A
ILLINOIS				
	Arrest	Illinois State Police	N/A	N/A
	Detention	Illinois Juvenile Justice Commission	Illinois Juvenile Detention Data Report	2016
	Detention	Illinois Department of Juvenile Justice	June 2018 Monthly Youth Profile	2018
	Probation	Administrative Office of the Illinois Courts	Illinois Courts Statistical Summary	2017



INDIANA				
	Arrest	Indiana State Police	N/A	N/A
	Detention	Indiana Department of Correction	FACT CARD	2014
	Probation	Indiana Department of Correction	FACT CARD	2014
	Probation	The Supreme Court of Indiana	2017 Indiana Probation Report Summary & Statistics	2017
IOWA				
	Arrest	Iowa Department of Public Safety	Uniform Crime Reporting 2016	2016
	Detention	Iowa Department of Human Rights - Criminal & Juvenile Justice Planning	Juvenile Justice System Planning Data Systemwide Report 2017	2017
	Probation	Iowa Department of Human Rights - Criminal & Juvenile Justice Planning	State of Iowa Juvenile Delinquency Annual Statistical Report 2017	2017
KANSAS				
	Arrest	Kansas Bureau of Investigation	Kansas Juvenile Arrests	2017
	Detention	Kansas Department of Corrections	Juvenile Correctional Facility Population Activity	2019
	Detention	Kansas Department of Corrections	Fiscal Year 2018 Annual Report	2018
	Probation	Kansas Department of Corrections	Juvenile Intensive Supervision Probation	2019
KENTUCKY				
	Arrest	Kentucky State Police	2017 Crime in Kentucky	2017
	Detention	Kentucky Department of Juvenile Justice	Annual Report 2018	2018
	Probation	Kentucky Department of Juvenile Justice	Annual Report 2018	2018
LOUISIANA				
	Arrest	Louisiana Commission on Law Enforcement and Administration of Justice	2017 Crime in Louisiana	2017
	Detention	Louisiana Department of Public Safety and Corrections	Fact Sheet	2018
	Detention	State of Louisiana Office of Juvenile Justice	Louisiana Quarterly Juvenile Justice Indicators	2019
	Probation	State of Louisiana Office of Juvenile Justice	Louisiana Quarterly Juvenile Justice Indicators	2019



# The Latinx Data Gap in the Youth Justice System

<b>MAINE</b>				
	Arrest	State of Maine Department of Public Safety	Crime in Maine 2017	2017
	Arrest	Maine Statistical Analysis Center & USM Muskie School of Public Service	Justice Data by County	2007
	Detention	Maine Department of Corrections - Division of Juvenile Services	Taking Measure	2007
	Probation	Maine Department of Corrections - Division of Juvenile Services	Taking Measure	2007
<b>MARYLAND</b>				
	Arrest	Maryland Department of State Police	2017 Annual Report	2017
	Detention	Maryland Department of Juvenile Services	Data Resource Guides FY 2018 - Detention	2018
	Probation	Maryland Department of Juvenile Services	Data Resource Guides FY 2018 - Intake and Community Supervision	2018
<b>MASSACHUSETTS</b>				
	Arrest	N/A	N/A	N/A
	Detention	Massachusetts Department of Youth Services	FY 2017 Annual Report	2017
	Probation	Juvenile Court	N/A	N/A
<b>MICHIGAN</b>				
	Adjudication	Michigan State Police	2017 Crime in Michigan	2017
	Detention	Michigan Department of Health and Human Services MDHHS	N/A	N/A
	Probation	Michigan Courts - County Juvenile Courts	2018 Court Caseload Report	2018
<b>MINNESOTA</b>				
	Arrest	Minnesota Department of Public Safety	State of Minnesota Department of Public Safety 2017 Uniform Crime Report	2017
	Detention	Minnesota Department of Corrections	Juvenile Resident Population Summary (as of 07/01/2018)	2018
	Probation	Minnesota Department of Corrections	2018 Probation Survey	2018
<b>MISSISSIPPI</b>				
	Arrest	Data collected by police department	N/A	N/A
	Detention	Mississippi Department of Corrections	FY2018 Annual Report - Statistical Data	2018
	Probation	Mississippi Department of Human Services - Division of Youth Services	N/A	N/A



MISSOURI				
	Arrest	Missouri State Highway Patrol (MSHP)	Missouri Uniform Crime Reporting Program	2019
	Detention	Missouri Courts - Juvenile and Family Division of the Circuit Court	Missouri Juvenile & Family Division Annual Report Calendar 2017	2017
	Probation	Missouri Courts - Office of State Courts Administrator - Juvenile and Family Court Division	Missouri Juvenile & Family Division Annual Report Calendar 2017	2017
MONTANA				
	Arrest	Montana Board of Crime Control	Montana - NIBRS Agency Crime Overview	2017
	Detention	Montana Department of Corrections	2019 Biennial Report	2019
	Probation	Office of the Court Administrator - Montana Judicial Branch - Youth Court	Montana Judicial Branch Youth Court At-A-Glance	January 2017 through December 2017
NEBRASKA				
	Arrest	Commission on Law Enforcement and Criminal Justice (Nebraska Crime Commission)	Crime In Nebraska (2017) For Release: July 27, 2018;	2018
	Arrest	Commission on Law Enforcement and Criminal Justice (Nebraska Crime Commission) – interactive live database	<a href="#">website</a>	2019
	Detention	Nebraska Judicial Branch, Juvenile Services Division	Nebraska Juvenile Justice System 2017 Statistical Annual Report	2017
	Probation	Nebraska Judicial Branch, Administrative Office of the Courts & Probation	Juvenile Justice System Statistical Annual Report	2017
NEVADA				
	Arrest	Nevada Department of Health & Human Services Division of Child & Family Services: Juvenile Justice System	Juvenile Justice Data Sheet	2017
	Detention	Nevada Department of Health & Human Services Division of Child & Family Services: Juvenile Justice System	Juvenile Justice Data Sheet	2017
	Probation	NV Department of Health & Human Services Division of Child & Family Services: Juvenile Justice System	Juvenile Justice Data Sheet	2017
NEW HAMPSHIRE				
	Arrest	New Hampshire Department of Safety, Division of State Police	N/A	N/A
	Detention	New Hampshire Department of Health & Human Services - Division for Children, Youth, & Families - Juvenile Services - Institutional Services	N/A	N/A
	Probation	New Hampshire Department of Health & Human Services - Division for Children, Youth, & Families - Juvenile Services - Probation & Parole	N/A	N/A



# The Latinx Data Gap in the Youth Justice System

NEW JERSEY				
	Arrest	The State of New Jersey Department of Law & Public Safety Office of the Attorney General: Juvenile Justice Commission	Juvenile Arrests in NJ (Provided by the NJ Dept of Labor & Workforce Development) & NJ Office of the Attorney General Juvenile Justice Commission	2009 & 2019
	Arrest	State of New Jersey - Division of State Police	Crime in New Jersey 2016	2016
	Detention	The State of New Jersey Department of Law & Public Safety Office of the Attorney General: Juvenile Justice Commission	2012 Annual Detention Statistics & NJ Office of the Attorney General Juvenile Justice Commission	2012 & 2019
	Detention	State of New Jersey Department of Corrections	Offender Characteristics Report on January 2, 2019	2019
	Probation	The State of New Jersey Department of Law & Public Safety Office of the Attorney General: Juvenile Justice Commission	NJ Office of the Attorney General Juvenile Justice Commission	2019
	Probation	New Jersey Administrative Office of the Courts	Annual Report of the New Jersey Courts - Court Year 2017-2018	Court Year 2017-2018
NEW MEXICO				
	Arrest	Children Youth & Families Department - Juvenile Justice Services	New Mexico Juvenile Justice Services FY 2018	2018
	Detention	Children Youth & Families Department - Juvenile Justice Services	New Mexico Juvenile Justice Services FY 2018	2018
	Probation	Children Youth & Families Department - Juvenile Justice Services	New Mexico Juvenile Justice Services FY 2018	2018
NEW YORK				
	Arrest	Division of Juvenile Justice and Opportunities for Youth	Statewide Juvenile Justice Profile	2016
	Detention	Division of Juvenile Justice and Opportunities for Youth	Statewide Juvenile Justice Profile	2017
	Probation	Division of Juvenile Justice and Opportunities for Youth	Statewide Juvenile Justice Profile	2017
NORTH CAROLINA				
	Arrest	North Carolina Department of Public Safety - Division of Adult Correction and Juvenile Justice	N/A	N/A
	Detention	North Carolina Department of Public Safety - Division of Adult Correction and Juvenile Justice	Juvenile Justice 2017 Annual Report	2017
	Probation	North Carolina Department of Public Safety - Juvenile Court Services	N/A	N/A
NORTH DAKOTA				
	Arrest	Office of Attorney General - Bureau of Criminal Investigation	N/A	N/A
	Detention	North Dakota Corrections and Rehabilitation - Division of Juvenile Services	N/A	N/A
	Probation	North Dakota Corrections and Rehabilitation - Division of Juvenile Services	N/A	N/A



OHIO				
	Arrest	Ohio Department of Public Safety	Ohio Criminal Justice Statistics	2009
	Detention	Ohio Department of Youth Services - Juvenile Correctional Facilities	N/A	N/A
	Probation	Ohio Department of Youth Services - Division of Parole, Courts and Community	Fiscal Year 2018 Annual Report	2018
OKLAHOMA				
	Arrest	Oklahoma State Bureau of Investigation	Uniform Crime Report	2017
	Detention	Oklahoma State Courts Network	N/A	N/A
	Probation	Oklahoma Office of Juvenile Affairs - Intake, Probation, Custody & Parole Services	N/A	N/A
OREGON				
	Arrest	Oregon State Police Criminal Justice Information Services	State of Oregon Report of Criminal Offenses and Arrests 2018 Q3 Report	2018
	Arrest	Oregon Youth Authority: Juvenile Justice Information Systems	Data & Evaluation Report Youth and Referrals Statewide	2018
	Detention	Oregon Youth Authority: Juvenile Justice Information Systems	Data & Evaluation Report Detention Admission Reasons & Length of Stay Statewide	2018
	Probation	Oregon Youth Authority's Parole and Probation Services	N/A	N/A
PENNSYLVANIA				
	Arrest	State Police	Pennsylvania State Police 2006 Annual Report	2006
	Detention	Department of Human Services: Office of Children, Youth, and Families: Bureau of Juvenile Justice Services	Child and Family Services Reviews Pennsylvania Final Report 2017	2017
	Probation	Juvenile Court Judges' Commission	Juvenile Court Annual Report 2017	2017
RHODE ISLAND				
	Arrest	Rhode Island State Police	Rhode Island State Police Annual Report 2018	N/A
	Detention	Department of Children, Youth, and Families: Division of Juvenile Corrections: The Rhode Island Training School	Detention Data Base: Statewide Totals by Race Information collected from 1/1/2016 to 12/31/2016	2016
	Probation	Department of Children, Youth, and Families: Division of Juvenile Corrections: The Office of Juvenile Probation	N/A All the other reports referred to foster youth	N/A



# The Latinx Data Gap in the Youth Justice System

SOUTH CAROLINA				
	Arrest	Department of Public Safety	South Carolina Criminal and Juvenile Justice Trends 2013 Prepared by SC Dept of Public Safety, Office of Highway Safety and Justice Programs, Statistical Analysis Center	2013
	Detention	Department of Juvenile Justice: Division of Rehabilitative Services	South Carolina Dept of Juvenile Justice Annual Statistical Report 2016-2017; South Carolina Dept of Juvenile Justice 2017 Report Card	2017
	Probation	Department of Juvenile Justice: Division of Community Services	South Carolina Dept of Juvenile Justice Annual Statistical Report 2016-2017; South Carolina Dept of Juvenile Justice 2017 Report Card	2017
SOUTH DAKOTA				
	Arrest	Office of Attorney General: Division of Criminal Investigation: Criminal Statistical Analysis Center	Crime in South Dakota 2018 January 1, 2018- December 31, 2018	2018
	Detention	Department of Corrections: Division of Juvenile Corrections	Dept of Corrections End of Month Report April 30, 2019; Infographic Juvenile Population FY 2018	2019, 2018
	Probation	Department of Corrections: Division of Juvenile Corrections: Juvenile Community Corrections	Infographic Juvenile Population FY 2018	2018
TENNESSEE				
	Arrest	Department of Safety & Homeland Security	Department of Safety & Homeland Security Annual Report Fiscal Year 2017/2018   December 2018	2018
	Detention	Department of Children's Services: Office of Juvenile Justice: state-operated facility called John S. Wilder Youth Development Center state-operated facility called John S. Wilder Youth Development Center or a privately run 24 bed facility called Mt. View	Fiscal Year 2018 Juvenile Justice report on Evidence-Based Services; Department of Children's Services: Annual Report July 2017- June 2018	2018
	Detention	Department of Corrections	Fact Sheet: Juveniles (Under 18 years old) under Tennessee Department of Correction Jurisdiction on May, 2019	May, 2019
	Probation	Department of Children's Services: Office of Juvenile Justice	Fiscal Year 2018 Juvenile Justice report on Evidence-Based Services; Department of Children's Services: Annual Report July 2017- June 2018	2018
TEXAS				
	Arrest	Texas Dept. Of Public Safety	All Arrests By Agency	2017
	Detention	Texas Juvenile Justice Department	Youth Characteristics New Admissions FY 2013-2017	FY 2013-2017
	Probation	Texas Juvenile Justice Department Probation and Community Services Division	The State of Juvenile Probation Activity in Texas: Statistical and Other Data on the Juvenile Justice System in Texas	2017



UTAH				
	Arrest	Department of Public Safety: Bureau of Criminal Identification - data reported under the guidelines of the Uniform Crime Reporting program	Crime in Utah 2017	2017
	Detention	Department of Human Services: Division of Juvenile Justice Services	JJS Annual Report 2016	2016
	Probation	Utah Courts: 3rd District Juvenile Court	2019 Annual Report to the Community: Bringing the Courts to the People	2019
VERMONT				
	Arrest	Department of Public Safety: State Police	Vermont State Police - All Barracks - 2017	2017
	Detention	Agency of Human Resources: Department for Children and Families & Department of Corrections: Woodside Juvenile Rehabilitation Center	N/A	N/A
	Probation	Agency of Human Resources: Department for Children and Families	Annual Report of Outcomes for Vermonters	January 2019
VIRGINIA				
	Arrest	Virginia State Police (Data compiled by Uniform Crime Reporting Section, Department of State Police)	Crime in Virginia 2017	2017
	Detention	Department of Juvenile Justice	Profiles of Committed Juveniles; Virginia Department of Juvenile Justice Data Resource Guide	FY 2004-2013; FY 2016-2018
	Probation	Department of Juvenile Justice	Virginia Department of Juvenile Justice Data Resource Guide	FY 2018
WASHINGTON				
	Arrest	Washington State Patrol	2017 Crime in Washington Annual Report	2017
	Detention	Washington State Department of Social and Health Services: Rehabilitation Administration: Juvenile Rehabilitation	Washington States Partnership on Juvenile Justice 2017 Annual Report to the Governor and State Legislature	2017
	Probation	Washington State Department of Social and Health Services	Washington States Partnership on Juvenile Justice 2017 Annual Report to the Governor and State Legislature	2017
WASHINGTON D.C.				
	Arrest	Metropolitan Police Department	Juvenile Arrests	July 1- December 2018
	Detention	Department of Youth Rehabilitation Services	Youth Population Snapshot	FY 2018
	Probation	Department of Youth Rehabilitation Services	Youth Population Snapshot	FY 2019



# The Latinx Data Gap in the Youth Justice System

WEST VIRGINIA				
	Arrest	Department of Military Affairs and Public Safety: Division of Justice and Community Services	WV Juvenile Arrest Report	2000-2002
	Detention	Department of Military Affairs and Public Safety: Division of Justice and Community Services – under the	WV Juvenile Detention Report	2001-2003
	Probation	Department of Military Affairs and Public Safety: Division of Justice and Community Services – under the	2000 WV Juvenile Probation Annual Report	2000
WISCONSIN				
	Arrest	Wisconsin Department of Public Safety	Wisconsin Uniform Crime Reporting (UCR): Statewide Arrests by Race	2018
	Detention	Department of Corrections: Division of Juvenile Corrections	Division of Juvenile Corrections (DJC) At a Glance	March 2019
	Probation	Department of Corrections: Division of Juvenile Corrections	Division of Juvenile Corrections (DJC) At a Glance	March 2019
WYOMING				
	Arrest	Division of Criminal Investigation	Crime in Wyoming 2018	2018
	Detention	Wyoming Department of Family Services	N/A	N/A
	Probation	Wyoming Department of Family Services - Juvenile Probation	Annual Report, State Fiscal Year 2018	FY 2018



## ENDNOTES

<sup>1</sup> Janet E. Helms, "Toward A Methodology For Measuring And Assessing Racial As Distinguished From Ethnic Identity," *Multicultural Assessment in Counseling and Clinical Psychology* 8 (1996). Retrieved from: <https://digitalcommons.unl.edu/cgi/viewcontent.cgi?article=1007&context=burosbook-multicultural>.

<sup>2</sup> Ibid.

<sup>3</sup> Richard Jenkins, "Rethinking Ethnicity: Identity, Categorization and Power," *Ethnic and Racial Studies*, 17, no. 2, (1994):197-223. Retrieved from: <https://doi.org/10.1080/0141987019949993821>.

<sup>4</sup> Salinas Jr., Cristobal, and Adele Lozano. "Mapping and Recontextualizing the Evolution of the Term Latinx: An Environmental Scanning in Higher Education." *Journal of Latinos and Education*, 18, no. 4, (2019): 302-315. doi: [10.1080/15348431.2017.1390464](https://doi.org/10.1080/15348431.2017.1390464).

<sup>5</sup> Ibid.

<sup>6</sup> Bureau of Justice Statistics, "All Terms and Definitions," accessed June 23, 2020, available at: <https://www.bjs.gov/index.cfm?ty=tda>.

<sup>7</sup> Wendy Sawyer, "Youth Confinement: The Whole Pie 2019," Prison Policy Initiative, December 19, 2019, available at: <https://www.prisonpolicy.org/reports/youth2019.html>.

<sup>8</sup> National Juvenile Defender Center, "Juvenile Court Terminology," accessed June 23, 2020, available at: <https://njdc.info/juvenile-court-terminology/>.

<sup>9</sup> Ibid.

<sup>10</sup> Ibid.

<sup>11</sup> Wendy Sawyer, "Youth Confinement: The Whole Pie 2019," Prison Policy Initiative, December 19, 2019, <https://www.prisonpolicy.org/reports/youth2019.html>.

<sup>12</sup> "Youth Incarceration in the United States," The Annie E. Casey Foundation, February 26, 2013, [https://www.aecf.org/resources/youth-incarceration-in-the-united-states/?gclid=CjOKCQjwybDOBRDyARIsACyS8muBQdcXPxenwkWVIWJfqHkO9G\\_OgAoBi-MNNRYb57ABx2dgiMmgV-vEaAqZOEALw\\_wcB](https://www.aecf.org/resources/youth-incarceration-in-the-united-states/?gclid=CjOKCQjwybDOBRDyARIsACyS8muBQdcXPxenwkWVIWJfqHkO9G_OgAoBi-MNNRYb57ABx2dgiMmgV-vEaAqZOEALw_wcB).

<sup>13</sup> Joshua Rovner, "Racial Disparities in Youth Commitments and Arrests," *The Sentencing Project*, April 1, 2016, <https://www.sentencingproject.org/publications/racial-disparities-in-youth-commitments-and-arrests/>.

<sup>14</sup> "Fact Sheet: Latino Disparities in Youth Incarceration," The Sentencing Project, October 2017, <https://www.sentencingproject.org/wp-content/uploads/2017/10/Latino-Disparities-in-Youth-Incarceration.pdf>.

<sup>15</sup> "Hispanic Juvenile Population," *OJJDP Statistical Briefing Book* online, July 15, 2019, [https://www.ojjdp.gov/ojstatbb/special\\_topics/ga10103.asp?qa-Date=2018](https://www.ojjdp.gov/ojstatbb/special_topics/ga10103.asp?qa-Date=2018).

<sup>16</sup> *OJJDP Statistical Briefing Book* online. July 15, 2019.

<sup>17</sup> The Urban Institute, "The Alarming Lack of Data on Latinos in the Criminal Justice System", December 2016. <http://apps.urban.org/features/latino-criminal-justice-data/>.

<sup>18</sup> Alianza For Youth Justice, *Storytelling Project*, August 20, 2020.

<sup>19</sup> The Juvenile Justice Delinquency Prevention Act (JJDP) was reauthorized on December 21, 2018. The reauthorization amended JJDP racial and ethnic data collection requirements, such as the mandatory tracking of ethnicity in youth justice systems. Please see the Center for Children's Law and Policy and The W. Haywood Burns Institute for Justice Fairness & Equity, "The Juvenile Justice Delinquency Prevention Act (JJDP) Fact Sheet Series, Core Protections: Racial and Ethnic Disparities," Act for Juvenile Justice, accessed June 23, 2020, available at: <http://www.wact4jj.org/sites/default/files/resource-files/Racial%20and%20Ethnic%20Disparities%20Fact%20Sheet.pdf>.

<sup>20</sup> Darrell Steffensmeier and Stephen Demuth, "Ethnicity and Sentencing Outcomes in U.S. Federal Courts: Who is Punished More Harshly?" *American Sociological Review* 65, no. 5 (2000): 705-729.



# The Latinx Data Gap in the Youth Justice System

<sup>21</sup> Francisco A. Villarruel, Nancy E. Walker, Pamela Minifee, Omara Rivera-Vasquez, Susan Peterson, and Kirsten Perry, “¿Dónde está la justicia? A Call to Action on Behalf of Latinos and Latinas in the U.S. Justice System”. Building Blocks for Youth (2003). Retrieved from <https://pdfs.semanticscholar.org/O4bc/Oec5c54e7054228b3516Od6b17448e4224f4.pdf>.

<sup>22</sup> Ibid.

<sup>23</sup> Vera Institute of Justice, “Divided Justice: Trends in Black and White Jail Incarceration, 1990–2013”, 2018. <https://www.vera.org/downloads/publications/Divided-Justice-full-report.pdf>.

<sup>24</sup> Marjorie S. Zatz and Nancy Rodriguez, “Conceptualizing Race & Ethnicity in Studies of Crime and Criminal Justice” in *The Many Colors of Crime: Inequalities of Race, Ethnicity, and Crime in America*, ed. R. D. Peterson, L. J. Krivo, and J. Hagan (New York: NY, 2006), 39–53.

<sup>25</sup> Martha Montero-Sieburth and Francisco Villarruel, *Making Invisible Latino Adolescents Visible: A Critical Approach to Latino Diversity* (Abingdon: Routledge, 2000).

<sup>26</sup> Cynthia Feliciano, “Educational Selectivity in U.S. Immigration: How Do Immigrants Compare to Those Left Behind,” *Demography* 42 (2005) 131–152, <https://doi.org/10.1353/dem.2005.0001>.

<sup>27</sup> Meng-Jung Lee and Jenny M. Liechty, “Longitudinal Associations Between Immigrant Ethnic Density, Neighborhood Processes, and Latino Immigrant Youth Depression,” *Journal of Immigrant and Minority Health* 17 no. 4 (2015) 983–991, [doi:10.1007/s10903-014-0029-4](https://doi.org/10.1007/s10903-014-0029-4).

<sup>28</sup> Robert Sampson, Jeffrey Morenoff, and Stephen Raudenbush, “Social Anatomy of Racial and Ethnic Disparities in Violence,” *American Journal of Public Health* 95 no. 2 (2005) 224–232, <https://doi.org/10.2105/AJPH.2004.037705>.

<sup>29</sup> Emily Putnam-Hornstein, Barbara Needell, Bryn King, and Michelle Johnson-Motoyama, “Racial and Ethnic Disparities: A Population-based Examination of Risk Factors for Involvement with Child Protective Services,” *Child Abuse & Neglect* 37 no.1 (2013) 33–46, [doi:10.1016/j.chiabu.2012.08.005](https://doi.org/10.1016/j.chiabu.2012.08.005).

<sup>30</sup> Lorna Alvarez-Rivera, Matt R. Robles, and Kim Lersch, “Latino Immigrant Acculturation and Crime,” *American Journal of Criminal Justice* 39 no. 2 (2014) 315–330, <https://doi.org/10.1007/s12103-013-9203-9>.

<sup>31</sup> Scott A. Desmond and Charis E. Kubrin, “The Power of Place: Immigrant Communities and Adolescent Violence,” *The Sociological Quarterly* 50 no. 4 (2009) 581–607, <https://doi.org/10.1111/j.1533-8525.2009.01153.x>.

<sup>32</sup> The Urban Institute (2016).

<sup>33</sup> Ibid.

<sup>34</sup> Office of Management and Budget, “Standards for Maintaining, Collecting, and Presenting Federal Data on Race and Ethnicity. A Notice by the Office of Management and Budget,” *Federal Register*, September 30, 2016, <https://www.federalregister.gov/documents/2016/09/30/2016-23672/standards-for-maintaining-collecting-and-presenting-federal-data-on-race-and-ethnicity>. A Notice by the Office of Management and Budget.

<sup>35</sup> The Census’ experimental combined question thus would disaggregate ethnicity and race by allowing respondents to answer both ethnic and race option (e.g., “Latino” and “Native American,” “Latino” and “African American,” etc.), as opposed to a combined option that conflates race and ethnicity and lists Latino as a racial category, as described for state level data reports in this report.

<sup>36</sup> Alianza For Youth Justice, *Storytelling Project*, August 20, 2020.

<sup>37</sup> Ibid.

<sup>38</sup> Ibid.

<sup>39</sup> A court agency was identified as the probation contact point for the following state agencies: Arizona Supreme Court-Administrative Office of the Courts, The Supreme Court of Colorado, Administrative Office of the Illinois Courts, and the New Jersey Administrative Office of the Courts.

<sup>40</sup> We define “conflate” as failing to distinguish race and ethnicity as two separate descriptors. When agencies conflate race and ethnicity, they are presented as 1 category instead of 2 separate categories.



<sup>41</sup> The agencies identified did not provide county-level analysis of youth in county juvenile halls.

<sup>42</sup> Alianza For Youth Justice, [Storytelling Project](#), August 20, 2020.

<sup>43</sup> This report solely considers racial and ethnic data reported at the state-level, not at the county-level.

<sup>44</sup> Alianza For Youth Justice, [Storytelling Project](#), August 20, 2020.

<sup>45</sup> Ibid.

<sup>46</sup> Ibid.

<sup>47</sup> American Community Survey, "2018: ACS 5-Year Estimates Data Profiles," United States Census Bureau, accessed July 20, 2020, available at: <https://data.census.gov/cedsci/table?q=Arizona&g=0400000US04&hidePreview=true&tid=ACSDP5Y2018.DPO5&table=DPO5>.

<sup>48</sup> Ibid.

<sup>49</sup> Ibid.

<sup>50</sup> Ibid.

<sup>51</sup> Ibid.

<sup>52</sup> Ibid.

<sup>53</sup> Ibid.

<sup>54</sup> Ibid.

<sup>55</sup> Ibid.

<sup>56</sup> Ibid.

<sup>57</sup> Ibid.

<sup>58</sup> Disproportionate Minority Contact (DMC), originally termed disproportionate minority confinement, describes the phenomenon where the number of persons of color in the criminal justice system surpass their ratio to the general population.

<sup>59</sup> Building Blocks for Youth published "¿Dónde está la justicia?: A call to action on behalf of Latino and Latina Youth in the U.S. Justice System," in 2003. The authors provide recommendations such as including an ethnicity category in racial/ethnic data tracking documents, developing a uniform reporting practice, and establishing a comprehensive racial/ethnic data collection database, among others. Please see Francisco A. Villarruel, Nancy E. Walker, Pamela Minifree, Omara Rivera-Vasquez, Susan Peterson, and Kirsten Perry, "¿Dónde está la justicia? A Call to Action on Behalf of Latinos and Latinas in the U.S. Justice System". Building Blocks for Youth (2003). Retrieved from <https://pdfs.semanticscholar.org/04bc/Oec-5c54e7054228b3516Od6b17448e4224f4.pdf>.

<sup>60</sup> Alianza For Youth Justice, [Storytelling Project](#), August 20, 2020.





**ALIANZA**  
FOR YOUTH JUSTICE



AlianzaforYouth

[alianzayouth.org](http://alianzayouth.org)

**UCLA**

Latino Policy &  
Politics Initiative



UCLALatino

[latino.ucla.edu](http://latino.ucla.edu)